



moldingknives.com



**10TH edition
PROFILE
CATALOGUE**



**We manufacture molder knives,
shaper blades, and more!**



Contents

ASTRAGAL	4
BACK KNIVES	5
BAR RAIL	7
BASE CAPS	8
BASE MOLDINGS	9
BASE SHOES	11
BATTENS	11
BEADBOARD	12
BEDS	13
BULLNOSE	14
CASINGS	16
COLONIAL CASINGS	22
CHAIR RAILS	23
COVES	24
CROWN MOLDING	25
DECKING	30
DOOR STOPS	31
DOWELLING / HALF ROUNDS	32
HAND RAIL	33
LOG SIDING	34
MITRED DOORS	36
PANEL STRIPS / MULLION CASINGS	38
PICTURE FRAMES	39
PICTURE MOLDINGS	40
PLANTATION LOUVERS / SHUTTERS	41
PLINTH MOLDING	43
QUARTER ROUNDS	44
SHELF EDGE / SCREEN MOLD	45
TONGUE AND GROOVE	46
V's	50
WAINSCOTTING	51
WOOD PLANK PANELLING	52
MISCELLANEOUS	54
PICTURE GLOSSARY	57
ACCESSORIES	59

***Current pricing and more items
available online.***

www.moldingknives.com

Dear Woodworker,

Thank you for the opportunity to show you a selection of the products that we manufacture.

In addition to the enclosed popular stock profiles, we can manufacture and supply custom knives in as little as 24 hours.

Over the past 28 years we have designed tooling solutions for many interesting and challenging jobs. We recently manufactured our 100,000th custom knife. Use our experience to help make your next job efficient and profitable. Fast turn-around, competitive prices, and top quality have all come together to give us the privilege of earning the trust of thousands of woodworkers.

We are a family owned small business that takes pride in the products that we make and sell. We also take great pride in reducing our environmental footprint: Our EDM machines manufacture knives without producing metal waste. All offcuts and machining particles are captured and recycled. Vegetable oils and mineral oils instead of petroleum based oils are used in our anti rust coatings, and we sort and recycle all office and shop supplies. The heat generated from our machines is captured and coupled with a wood pellet heating unit that helps heat our shop in the winter time.

We take pride in helping our customers find the optimal tooling solution. After all, when our customers are profitable, so are we.

10th EDITION PROFILE CATALOGUE

PUBLISHER:

moldingknives.com

EDITOR:

Fred Blois

ASSISTANT EDITOR

Craig Blois

LAYOUT/ARTWORK

Glenn MacKenzie

moldingknives.com

C/O: Woodmaster Tools of Canada

1176 Black Rock Road

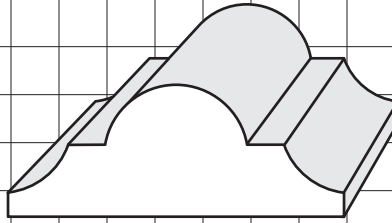
Clifton, Nova Scotia B6L 1C1

Internet: <http://www.moldingknives.com>

Copyright © 2017

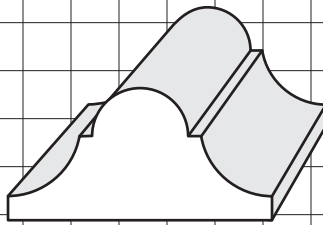
No part of this publication may be reproduced or transmitted in any form or by any means without the written permission of moldingknives.com.

ASTRAGAL



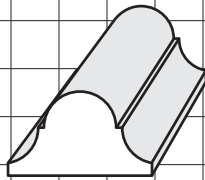
WM133

11/16" X 1-3/4"



WM134

11/16" X 1-3/8"




WM135

7/16" X 3/4"

BACK KNIVES

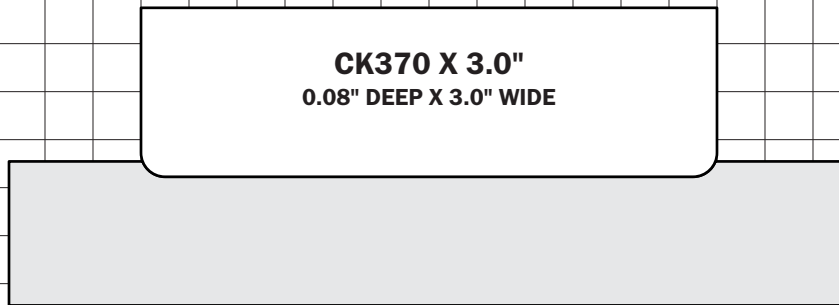
CK370 X 1.5"
0.08" DEEP X 1.5" WIDE



CK370 X 2.0"
0.08" DEEP X 2.0" WIDE



CK370 X 3.0"
0.08" DEEP X 3.0" WIDE




Various widths available.

BACK KNIVES

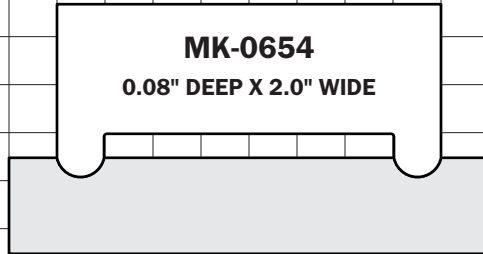
MK-0645

0.08" DEEP X 1.5" WIDE



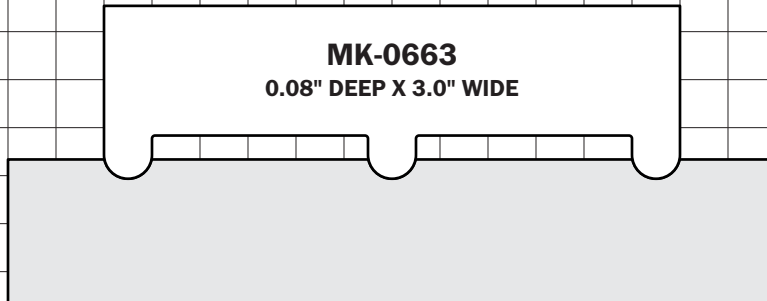
MK-0654

0.08" DEEP X 2.0" WIDE



MK-0663

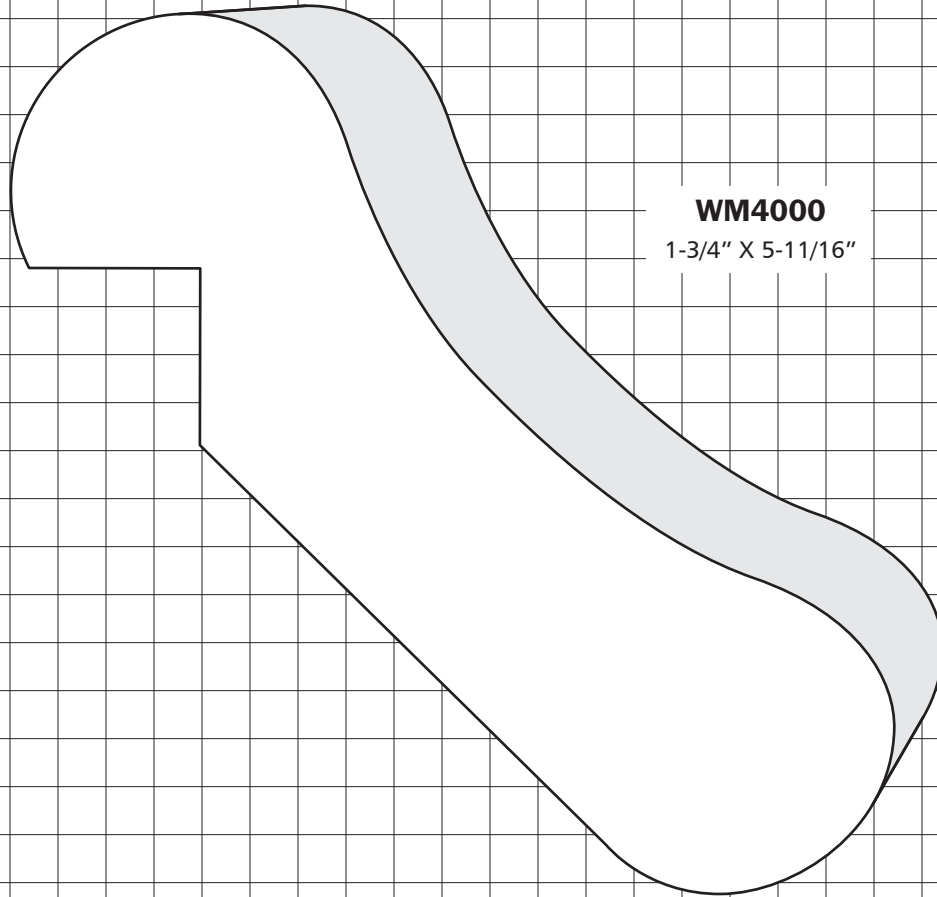
0.08" DEEP X 3.0" WIDE



Various widths and bead configurations are available.

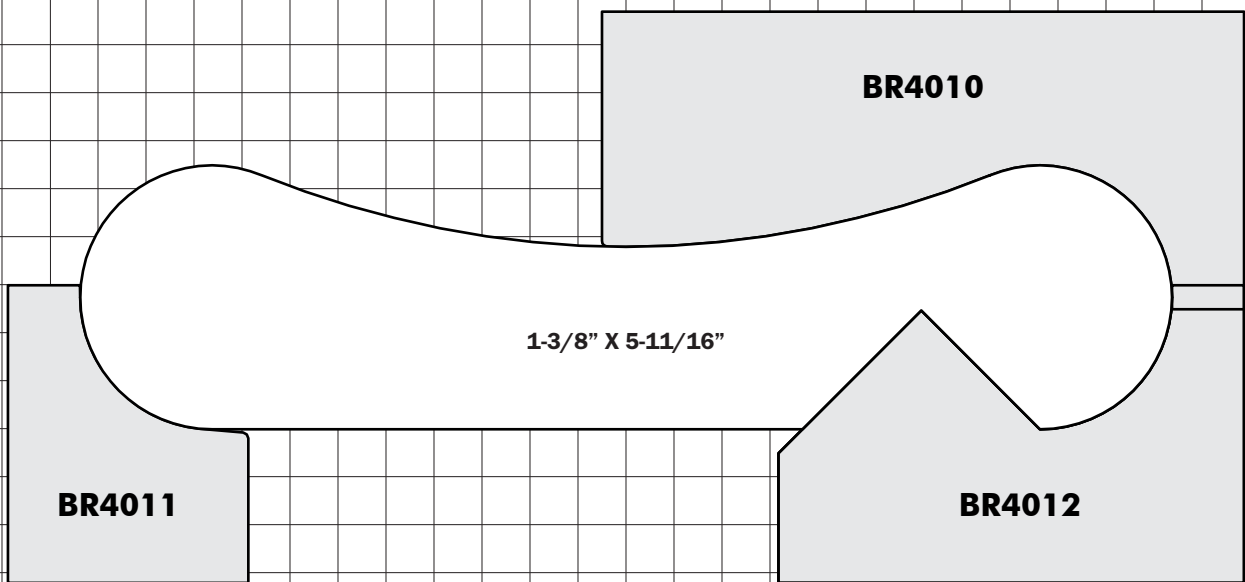
BAR RAIL

A set of three top and three bottom knives are required to accomplish the WM-4000.



WM4000

1-3/4" X 5-11/16"



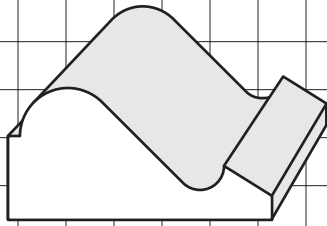
BR4010

1-3/8" X 5-11/16"

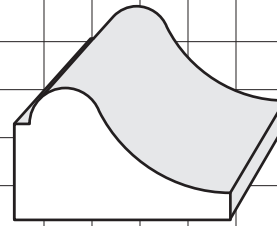
BR4011

BR4012

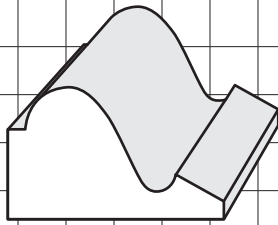
BASE CAPS



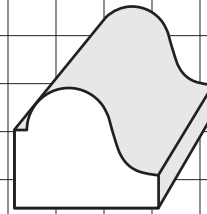
WM163
11/16" X 1-3/8"



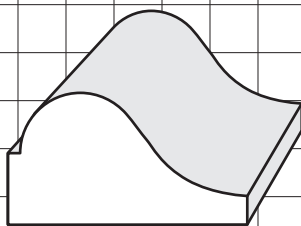
WM167
11/16" X 1-1/8"



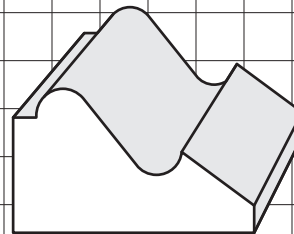
WM164
11/16" X 1-1/8"



WM172
5/8" X 3/4"



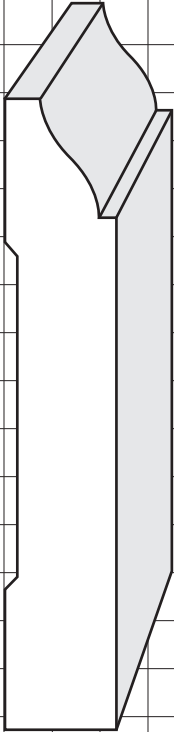
WM166
11/16 X 1-1/4"



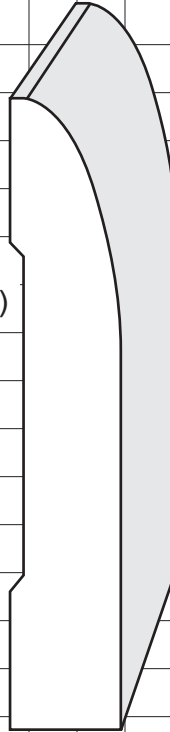
MK0043
3/4" X 1-1/4"

BASE MOLDINGS

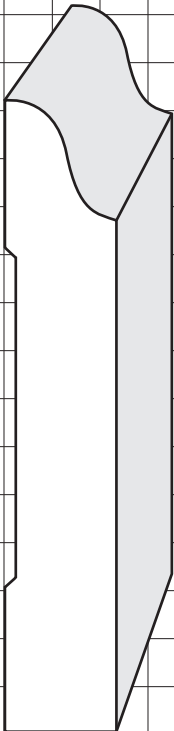
Open-ended knives are available for our Baseboard profiles.
See the picture glossary on page 57 to view an Open-End style knife.
These moldings require a back relief knife.




WM 618 9/16" X 5-1/4"
WM620 9/16" X 4-1/4"
WM622 9/16" X 3-1/2"
WM623 9/16" X 3-1/4" (Illus.)
WM624 9/16" X 3"



WM709 9/16" X 4-1/2"
WM710 9/16" X 4-1/4"
WM712 9/16" X 3-1/2"
WM713 9/16" X 3-1/4" (Illus.)
WM714 9/16" X 3"



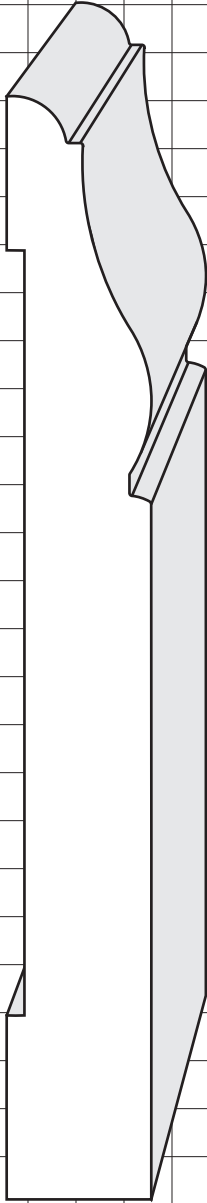
WM658 9/16" X 5-1/4"
WM660 9/16" X 4-1/4"
WM662 9/16" X 3-1/2"
WM663 9/16" X 3-1/4" (Illus.)
WM664 9/16" X 3"



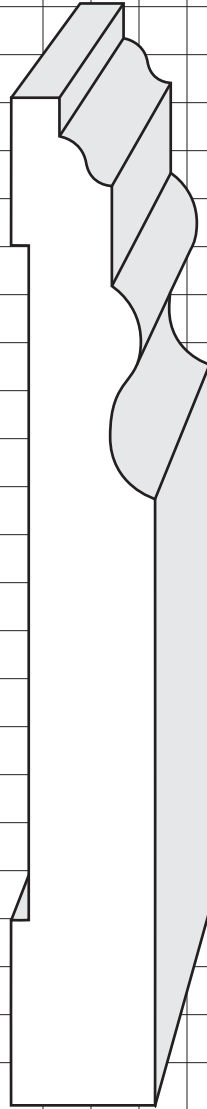
WM750 9/16" X 4-1/4"
WM752 9/16" X 3-1/2"
WM753 9/16" X 3-1/4" (Illus.)

BASE MOLDINGS

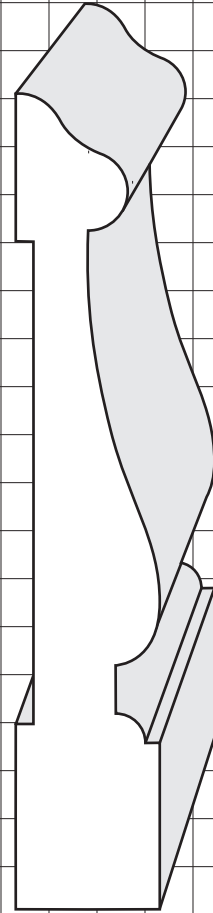
Open-ended knives are available for these profiles.
These moldings require a back relief knife.



A11
3/4" X 5-3/4"



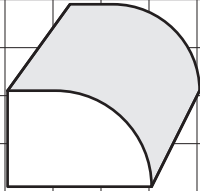
A12
3/4" X 5-1/4"



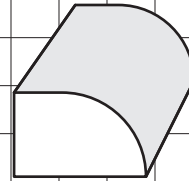
A16
3/4" X 4-1/4"

BASE SHOES

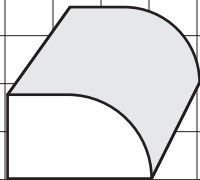
Recommend using 2-up knife to accomplish these moldings.
See the picture glossary on page 58 to view a 2-Up style knife.



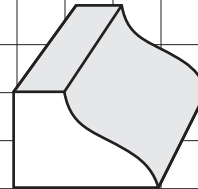
WM126
3/4" X 1/2"



WM129
11/16" X 7/16"



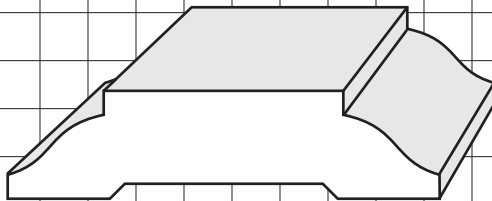
WM127
3/4" X 7/16"



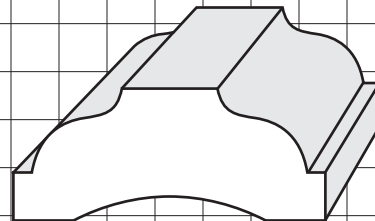
WM131
3/4" X 1/2"

BATTENS

These moldings require a back relief knife.

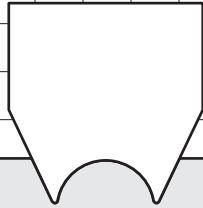


WM224
9/16" X 2-1/4"

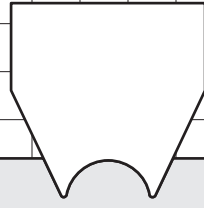


WM229
11/16" X 1-5/8"


BEADBOARD



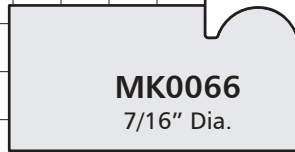
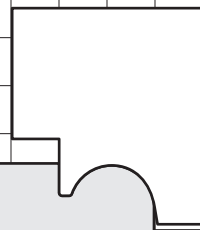
MK0060
1/2" Dia.



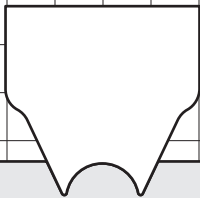
MK0061
7/16" Dia.



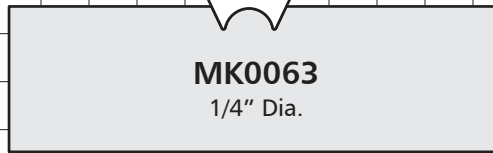
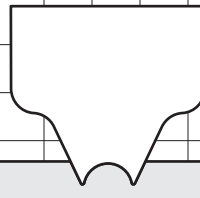
MK0064
1/2" Dia.




MK0066
7/16" Dia.



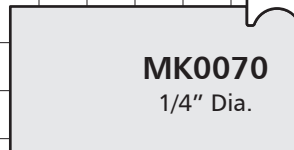

MK0062
3/8" Dia.



MK0063
1/4" Dia.




MK0068
3/8" Dia.




MK0070
1/4" Dia.

BEDS

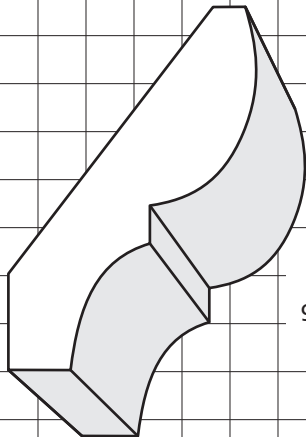
These moldings require both a top and bottom knife to make the whole profile.
See the picture glossary on page 57 to view a Back Knife.



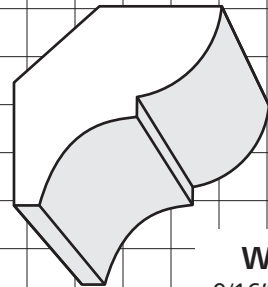
WM70
9/16" X 2-3/4"



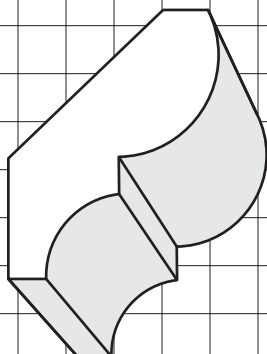
WM75
9/16" X 1-5/8"



WM72
9/16" X 2-1/4"



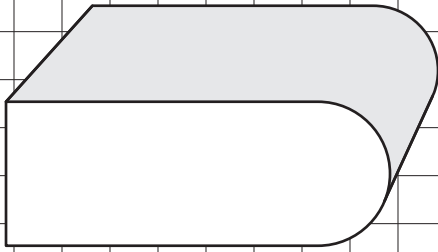
WM76
9/16" X 1-1/2"



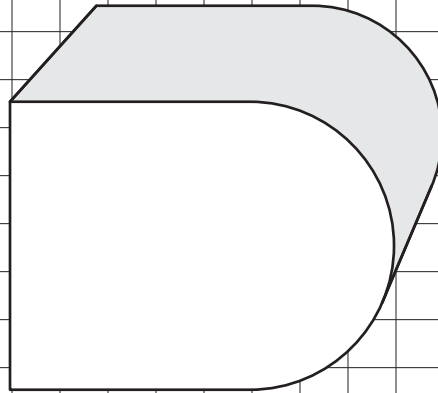
WM74
9/16" X 1-3/4"

BULLNOSE

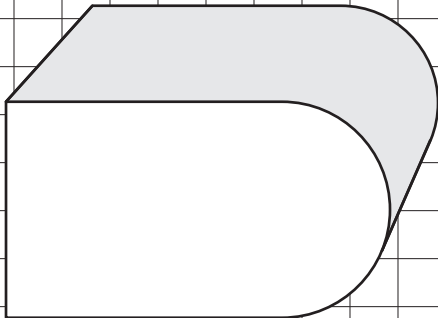
These knives are offered as a half-knife to be run as shown or a full knife which requires the stock to be run on its edge. See the picture glossary on page 58 to view a Half-Knife example.



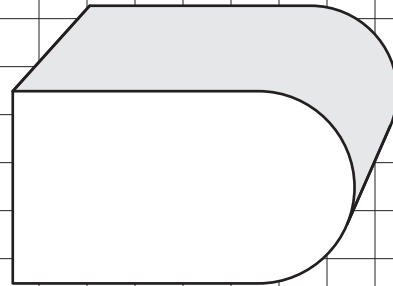
WM5004
3/4"



WM5006
1-1/2"



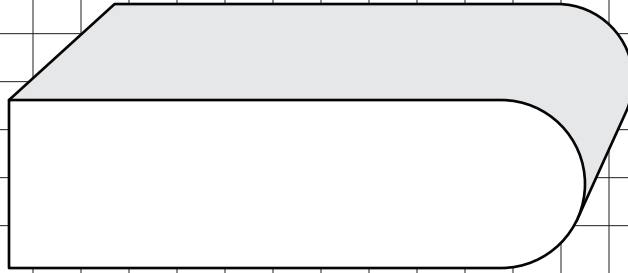
WM5005
1-1/8"




WM5007
1"

BULLNOSE


These knives are offered as a half-knife to be run as shown or a full knife which requires the stock to be run on its edge. See the picture glossary on page 58 to view a Half-Knife example.



WM5008
7/8"



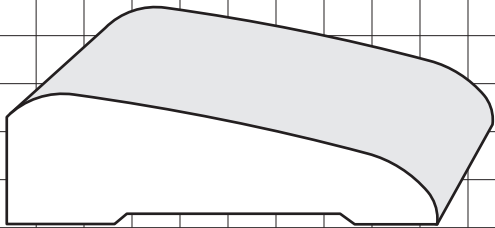
WM5009
1-1/4"



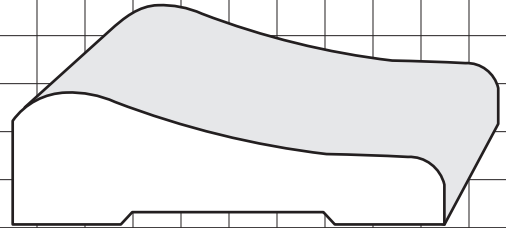
WM5010
1-1/16"

CASINGS

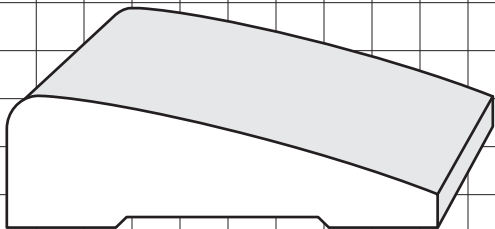
These moldings require a back relief knife.
Many of our casing knives are available as open-ended or plunge knives.



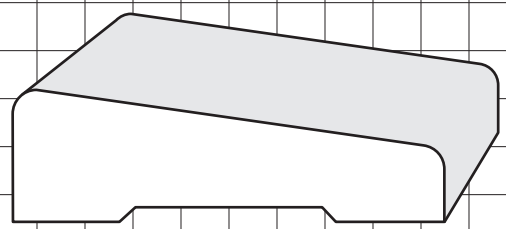
WM306
11/16" X 2-1/4"



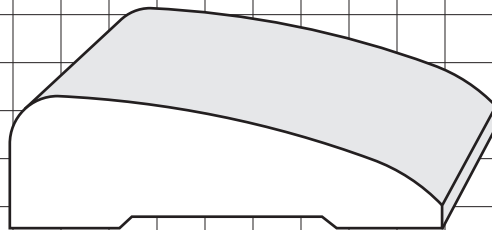
WM321
11/16" X 2-1/4"



WM316
11/16" X 2-1/4"



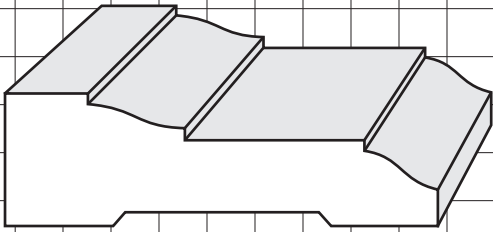
WM324
11/16" X 2-1/4"



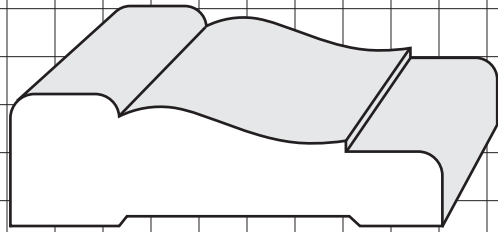
WM330
11/16" X 2-1/4"

CASINGS

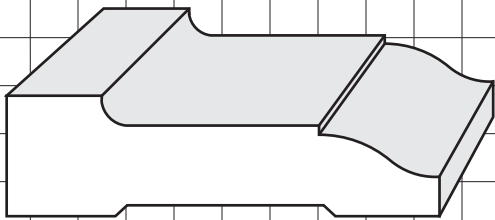
These moldings require a back relief knife.
Many of our casing knives are available as open-ended or plunge knives.



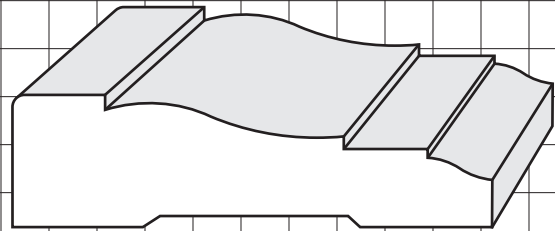
WM332
11/16" X 2-1/4"



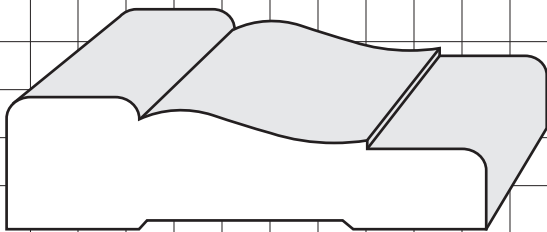
WM356
11/16" X 2-1/4"



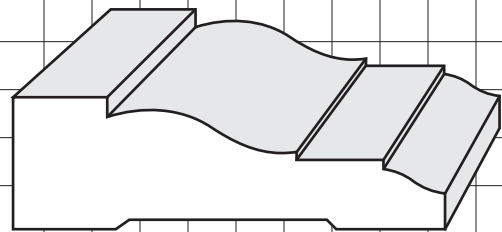
WM346
5/8" X 2-1/4"



WM361
11/16" X 2-1/2"



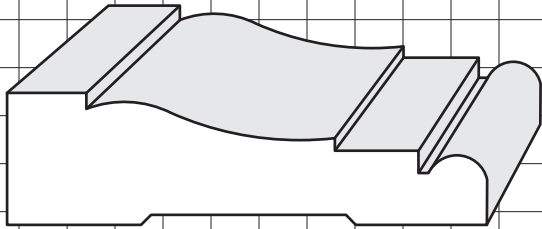
WM351
11/16" X 2-1/2"



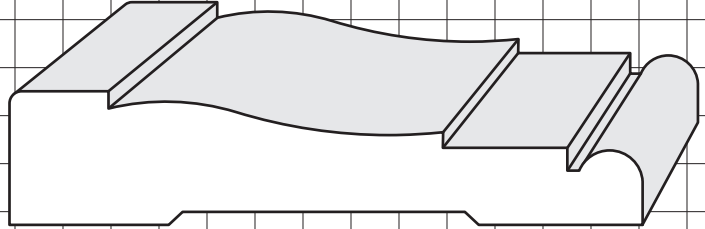
WM366
11/16" X 2-1/4"

CASINGS

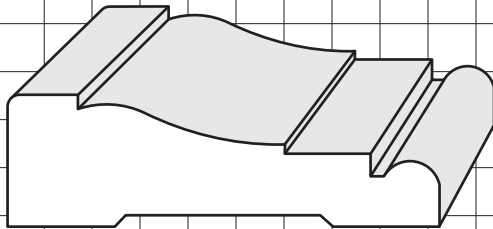
These moldings require a back relief knife.
Many of our casing knives are available as open-ended or plunge knives.



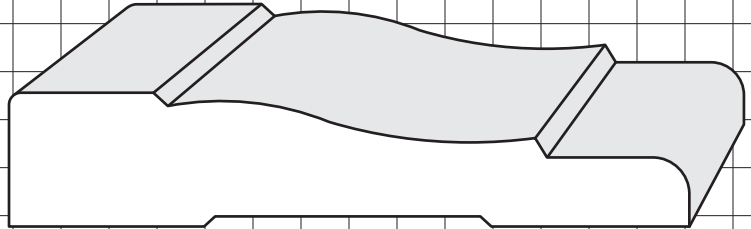
WM371
11/16" X 2-1/2"



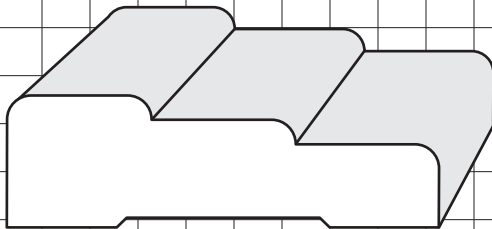
WM445
11/16" X 3-1/4"



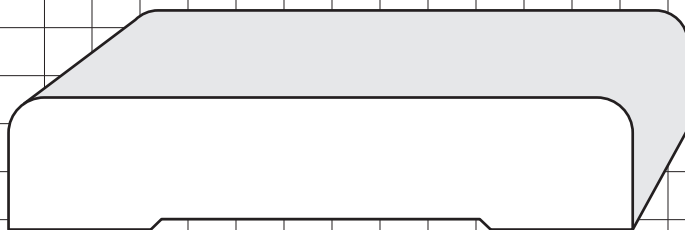
WM376
11/16" X 2-1/4"



WM444
11/16" X 3-1/2"

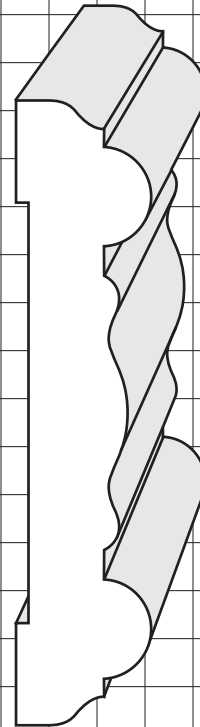


WM387
11/16" X 2-1/4"



WM413
11/16" X 3-1/4"

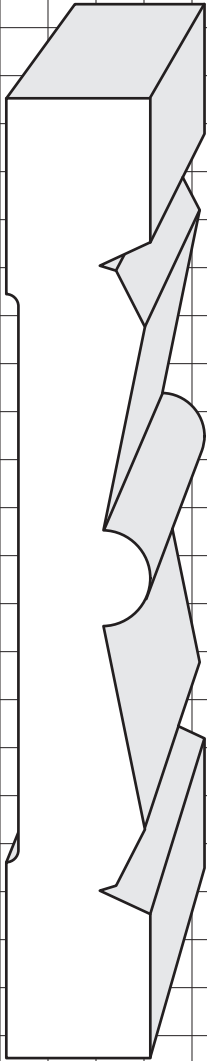
This profile available in various widths.




A41
3/4" X 3-1/4"

CASINGS

These moldings require a back relief knife.
Many of our casing knives are available as open-ended or plunge knives.



WM2003
3/4" X 5"




A44
3/4" X 5-1/4"



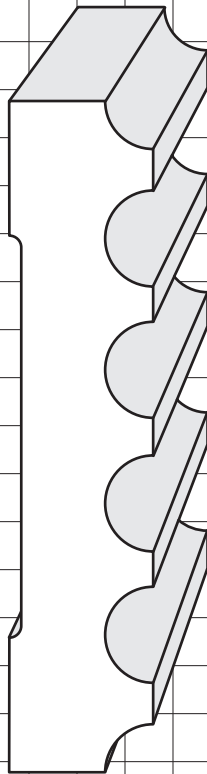
A45
3/4" X 5-1/4"

CASINGS

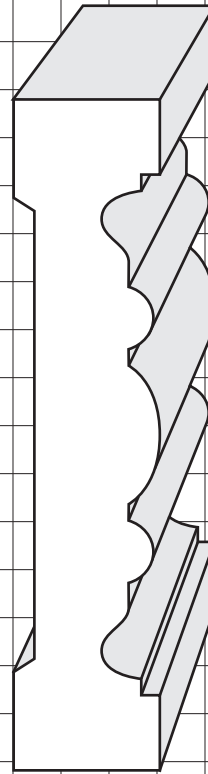
These moldings require a back relief knife.
Many of our casing knives are available as open-ended or plunge knives.



A41
3/4" X 3-1/4"



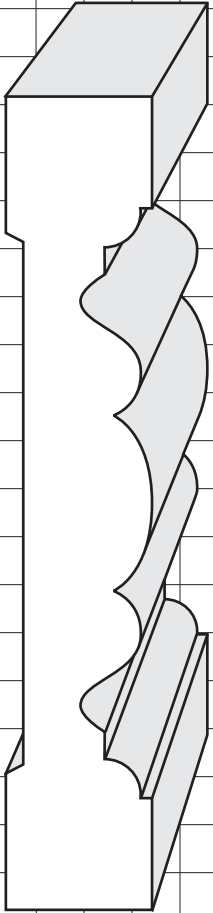
WM2004
3/4" X 3-1/2"



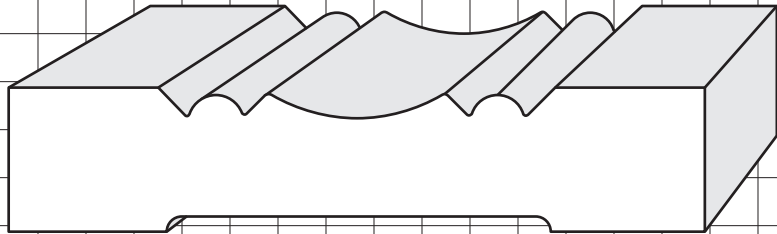
WM2006
3/4" X 3-1/2"

CASINGS

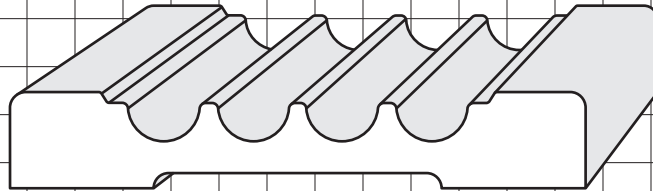
These moldings require a back relief knife.
Many of our casing knives are available as
open-ended or plunge knives.



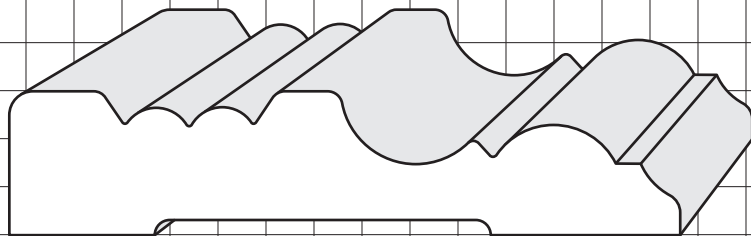
WM2008
3/4" X 4-1/4"



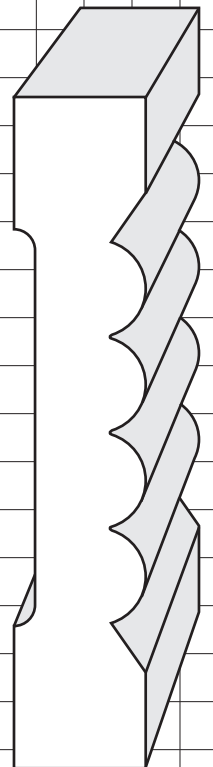
WM2010
3/4" X 3-5/8"



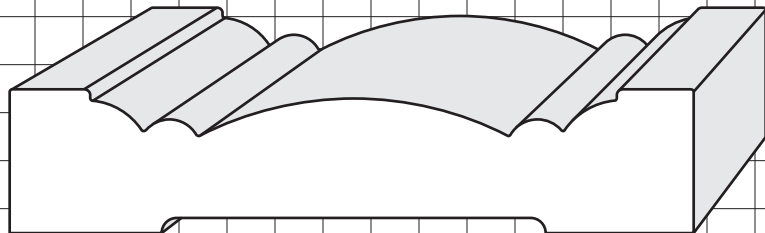
WM2011
1/2" X 3"



WM2012
3/4" X 3-1/2"



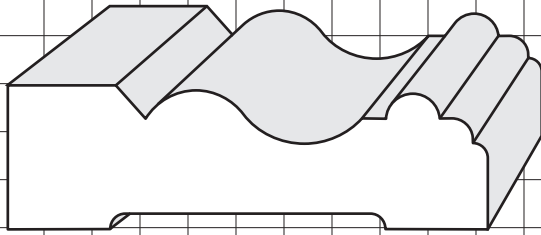
WM2009
11/16" X 3-1/2"



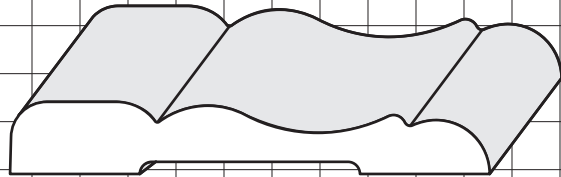
WM2013
3/4" X 3-9/16"

COLONIAL CASINGS

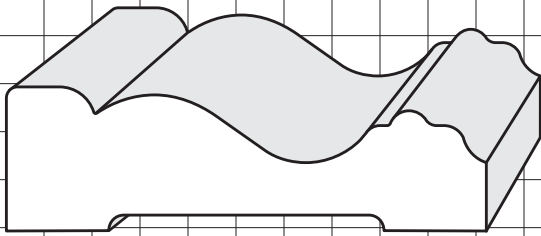
These moldings require a back relief knife.
Many of our casing knives are available as open-ended or plunge knives.



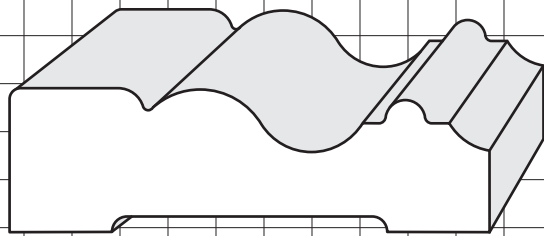
WM501
3/4" X 2-1/2"



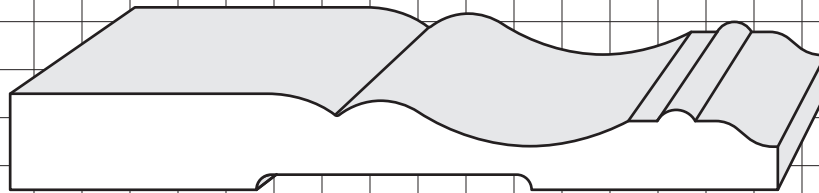
WM509
3/8" X 2-1/2"



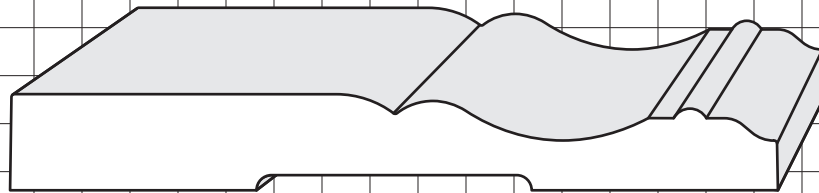
WM502
3/4" X 2-1/2"



WM504
3/4" X 2-1/2"

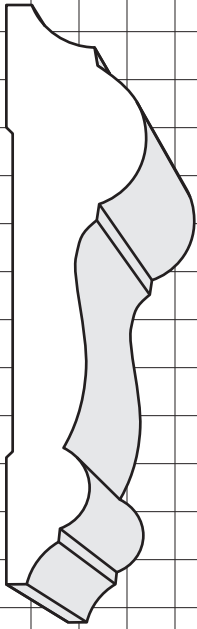


WM512
1/2" X 4"

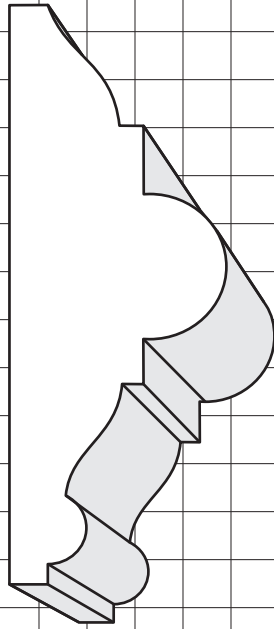


WM515
1/2" X 4"

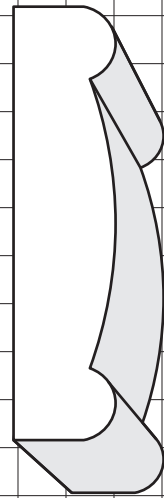
CHAIR RAILS



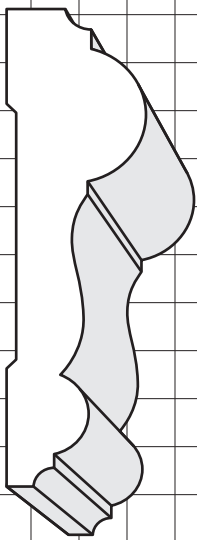
WM297
11/16" X 3"



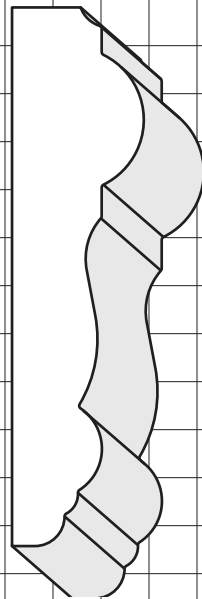
WM300
1-1/16" X 3"



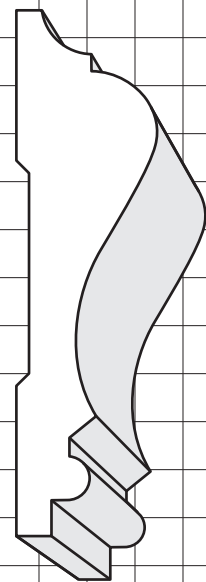
WM304
1/2" X 2-1/4"



WM298
11/16" X 2-1/2"



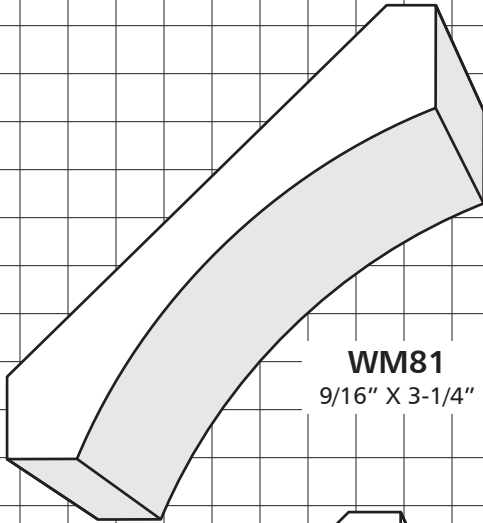
MK801
21/32" X 2-11/16"



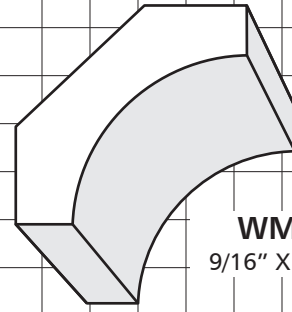
WM390
11/16" X 2-5/8"

COVES

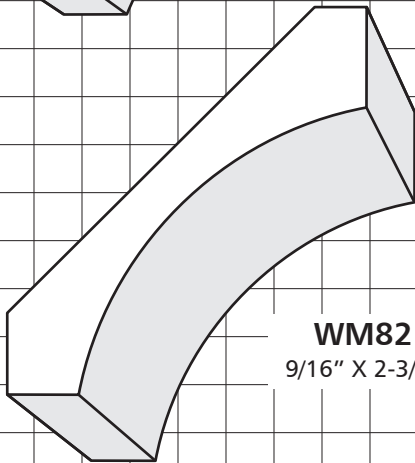
These moldings require both a top and back knife.
See the picture glossary on page 57 to view a Back Knife.



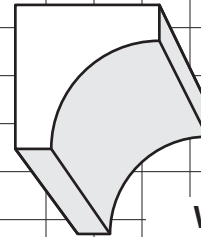
WM81
9/16" X 3-1/4"



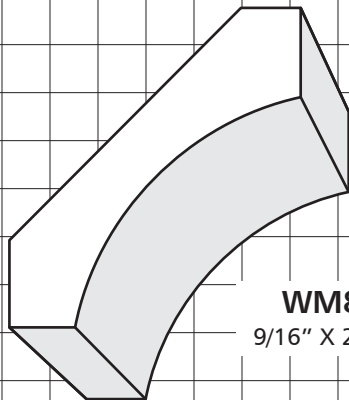
WM86
9/16" X 1-5/8"



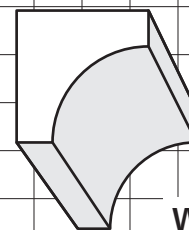
WM82
9/16" X 2-3/4"



WM93
3/4" X 3/4"



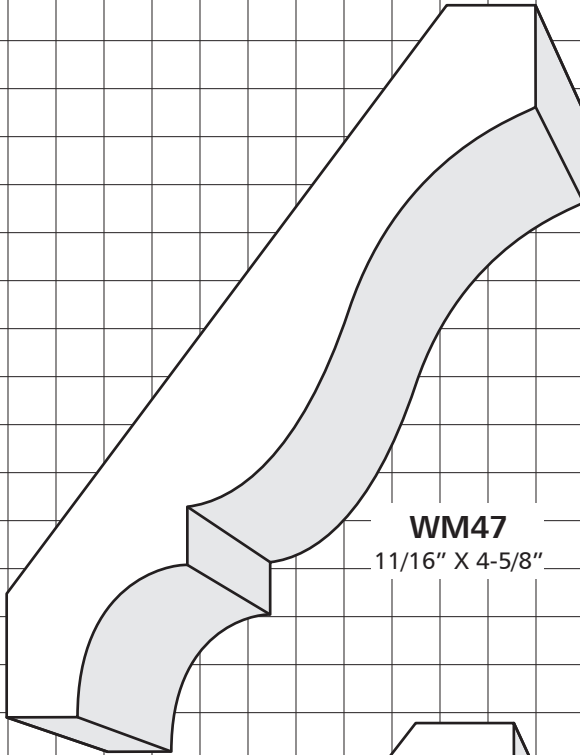
WM84
9/16" X 2-1/4"



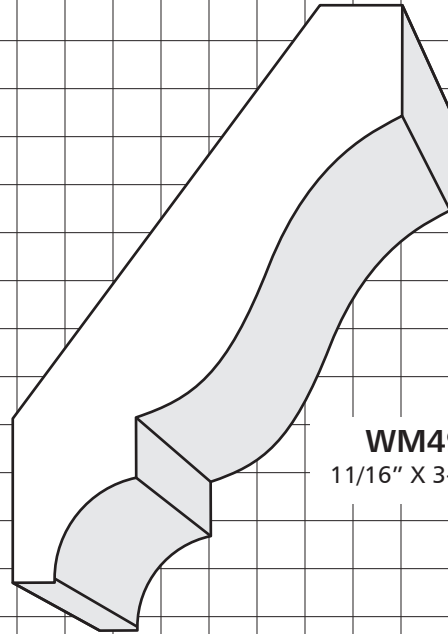
WM100
11/16" X 11/16"

CROWN MOLDING

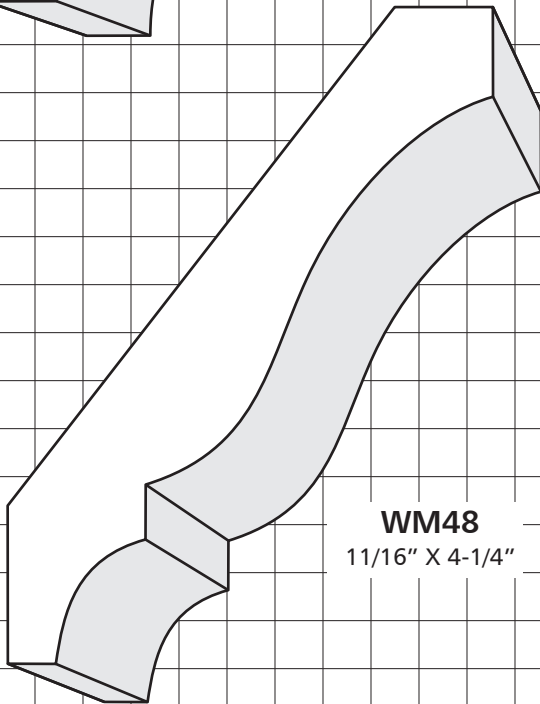
These moldings require both a top and bottom knife.



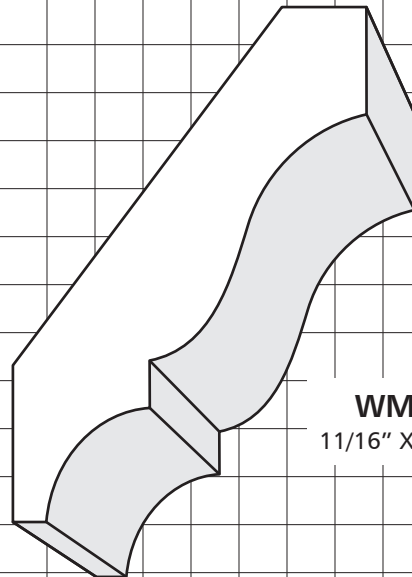
WM47
11/16" X 4-5/8"



WM49
11/16" X 3-5/8"



WM48
11/16" X 4-1/4"

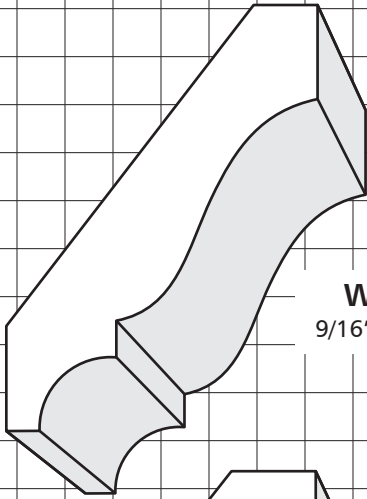


WM51
11/16" X 3-1/4"

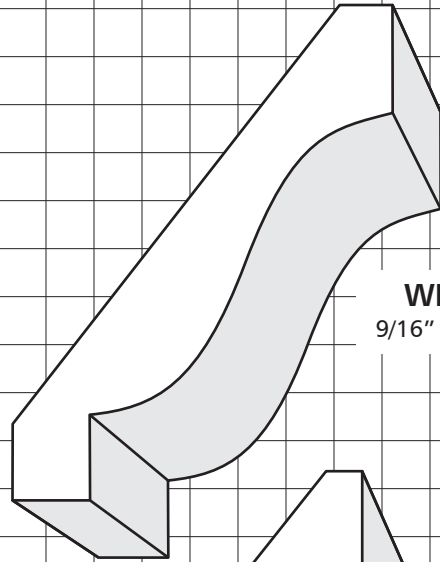
See Miscellaneous section for crown molding with space for inserting rope or dentil molding.

CROWN MOLDINGS

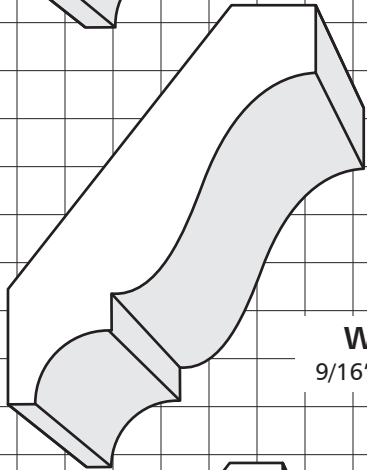
These moldings require both a top and bottom knife.



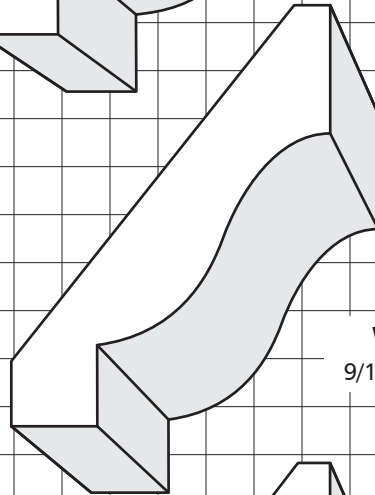
WM52
9/16" X 2-3/4"



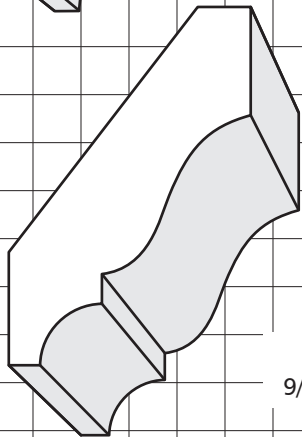
WM57
9/16" X 3-1/4"



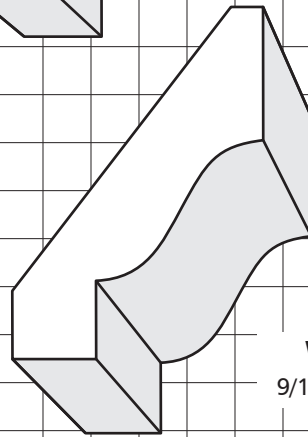
WM53
9/16" X 2-5/8"



WM58
9/16" X 2-3/4"



WM54
9/16" X 2-1/4"

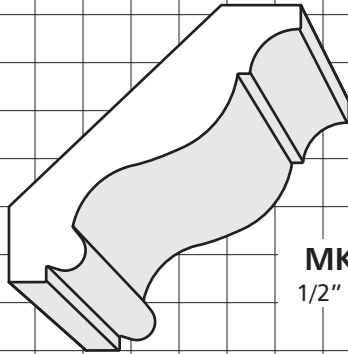


WM59
9/16" X 2-1/4"

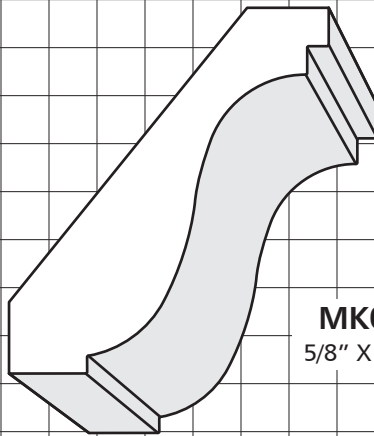
See Miscellaneous section for crown molding with space for inserting rope or dentil molding.

CROWN MOLDINGS

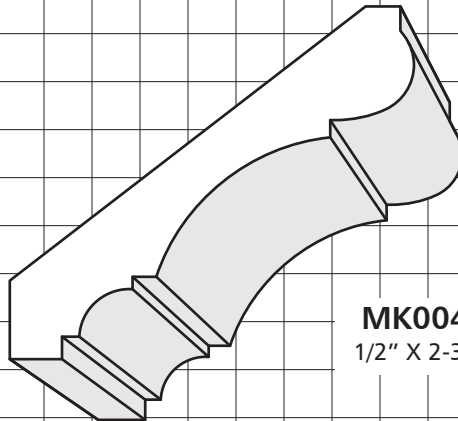
These moldings require both a top and bottom knife.



MK0044
1/2" X 2-1/8"



MK0045
5/8" X 2-9/16"

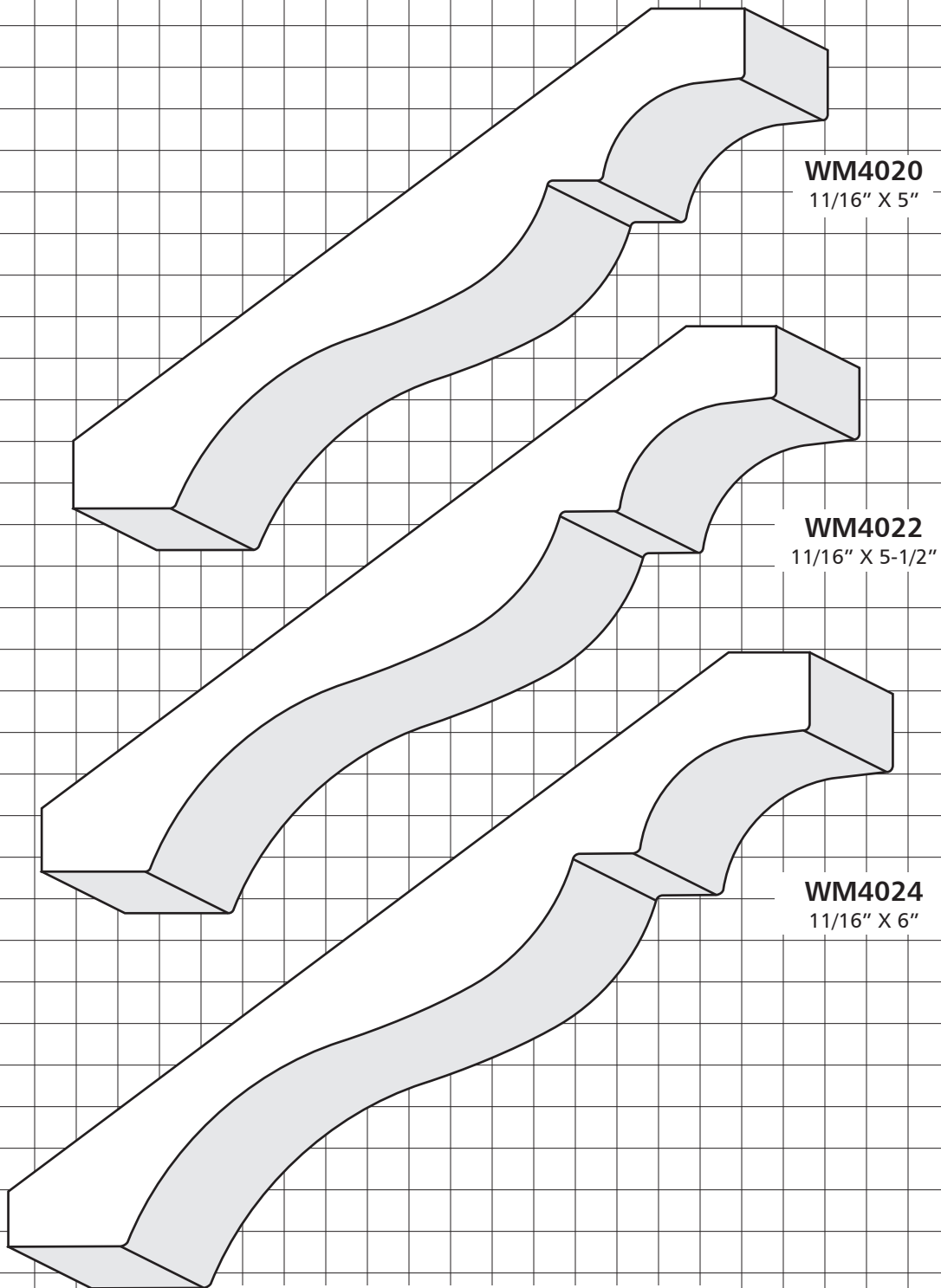


MK0046
1/2" X 2-3/4"

See Miscellaneous section for crown molding with space for inserting rope or dentil molding.

CROWN MOLDINGS

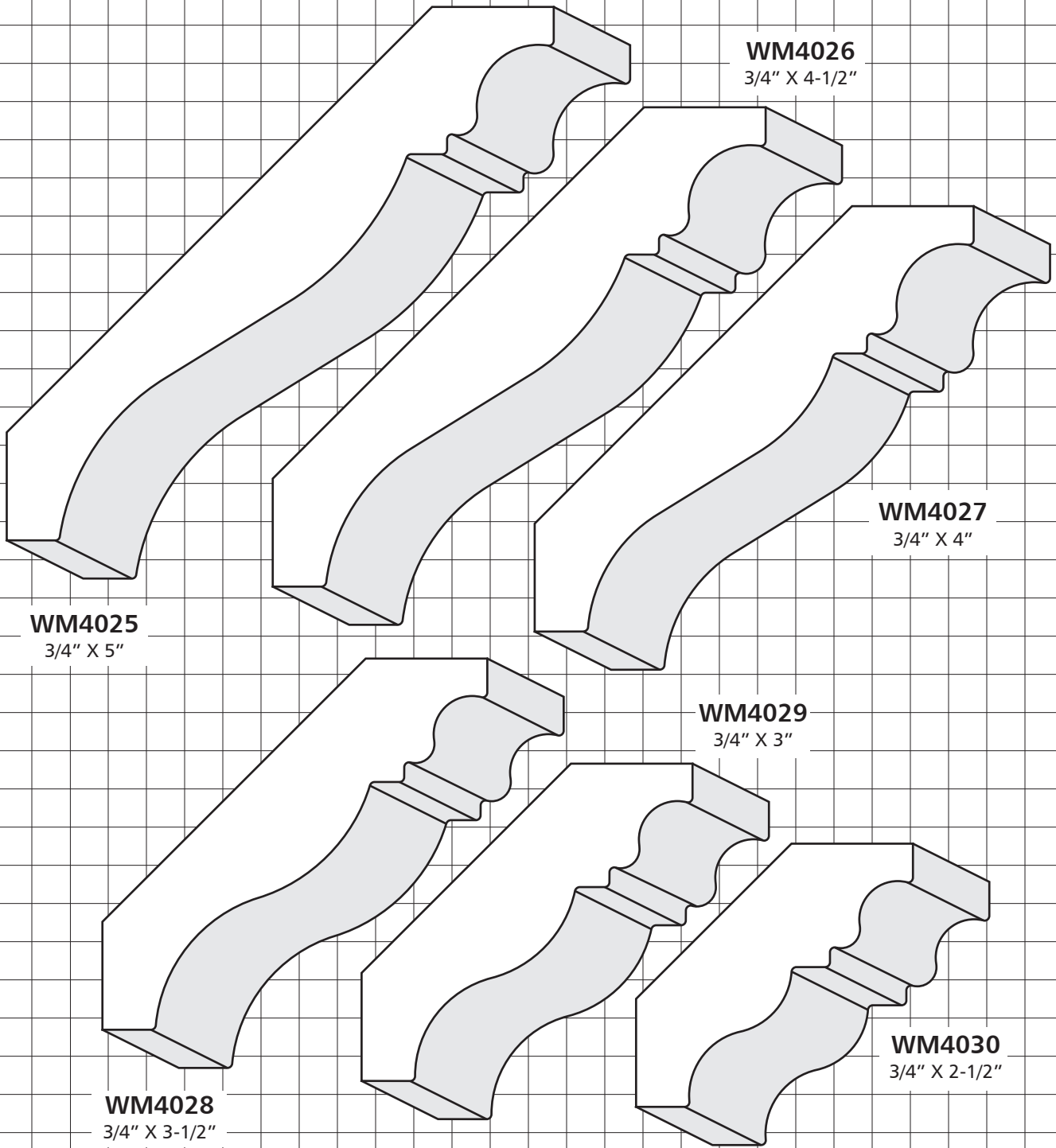
These moldings require both a top and bottom knife.



See Miscellaneous section for crown molding with space for inserting rope or dentil molding.

CROWN MOLDINGS

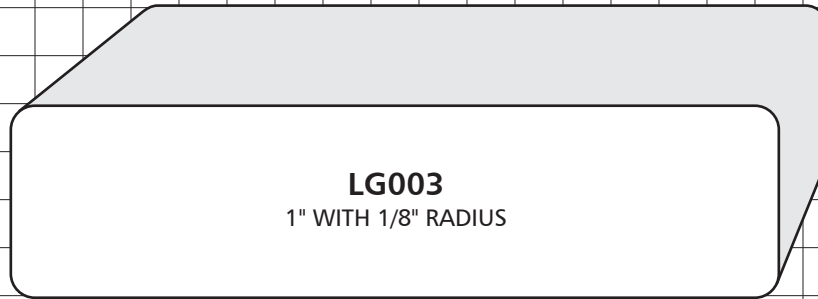
These moldings require both a top and bottom knife.



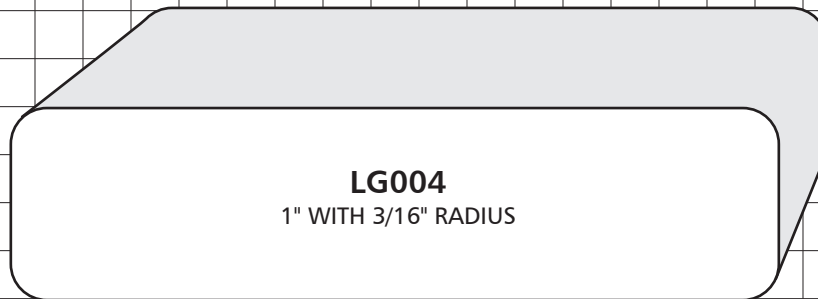
See Miscellaneous section for crown molding with space for inserting rope or dentil molding.

DECKING

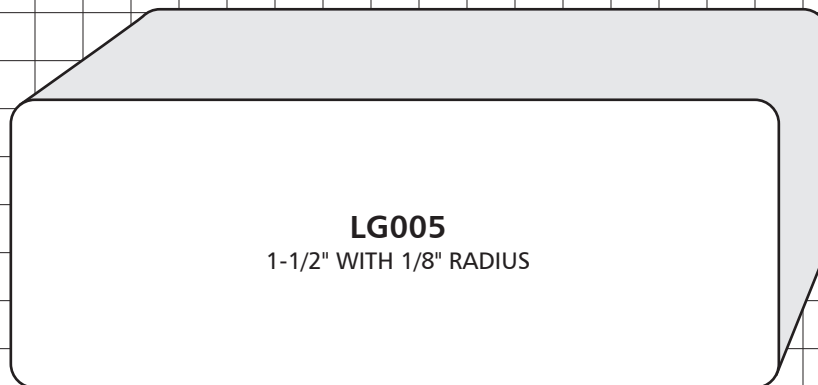
See the picture glossary on page 58 to view a Vertical Run board.



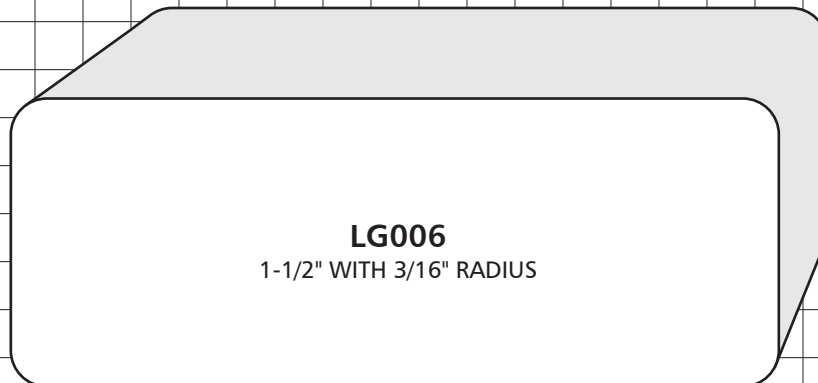
LG003
1" WITH 1/8" RADIUS



LG004
1" WITH 3/16" RADIUS



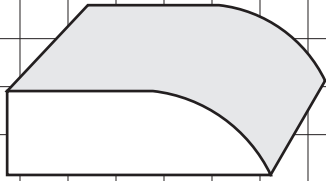
LG005
1-1/2" WITH 1/8" RADIUS



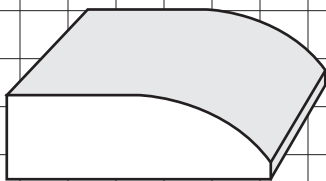
LG006
1-1/2" WITH 3/16" RADIUS

DOOR STOPS

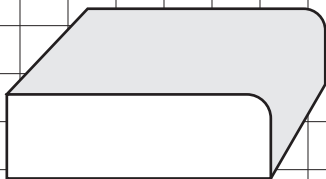
Open-ended knives are available for some of these profiles.



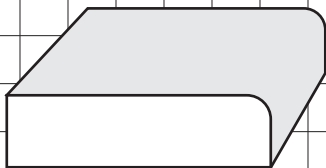
WM813	7/16" X 2-1/4"
WM815	7/16" X 1-5/8"
WM817	7/16" X 1-1/4"
WM820	7/16" X 7/8"



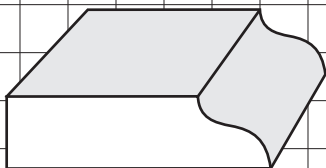
WM843	7/16" X 2-1/4"
WM845	7/16" X 1-5/8"
WM847	7/16" X 1-1/4"
WM850	7/16" X 7/8"
WM851	7/16" X 3/4"



WM873	7/16" X 2-1/4"
WM875	7/16" X 1-5/8"
WM877	7/16" X 1-1/4"
WM880	7/16" X 7/8"
WM881	7/16" X 3/4"



WM883	3/8" X 2-1/4"
WM885	3/8" X 1-5/8"
WM887	3/8" X 1-1/4"
WM890	3/8" X 7/8"
WM891	3/8" X 3/4"



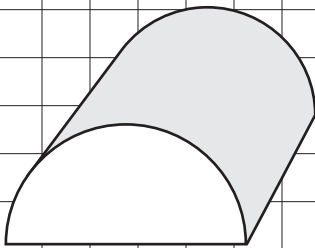
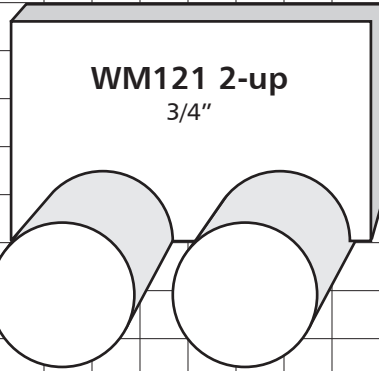
WM913	3/8" X 2-1/4"
WM915	3/8" X 1-5/8"
WM917	3/8" X 1-1/4"
WM920	3/8" X 7/8"
WM921	3/8" X 3/4"

DOWELLING / HALF ROUNDS

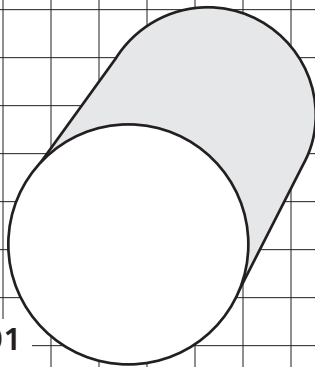
Half round knives will also accomplish dowelling and are recommended in 2-up knives.

These knives are available in a great variety of sizes. Check with us!

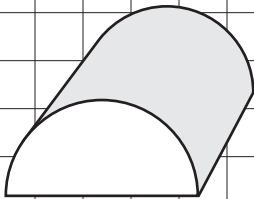
See the picture glossary on page 58 to view a tray.



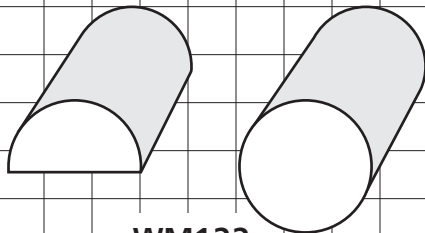
MK0501
1-1/4"



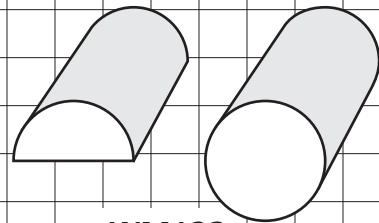
WM120
1"




WM122
11/16"



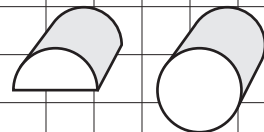
WM123
5/8"



WM124
1/2"



MK0502
7/16"



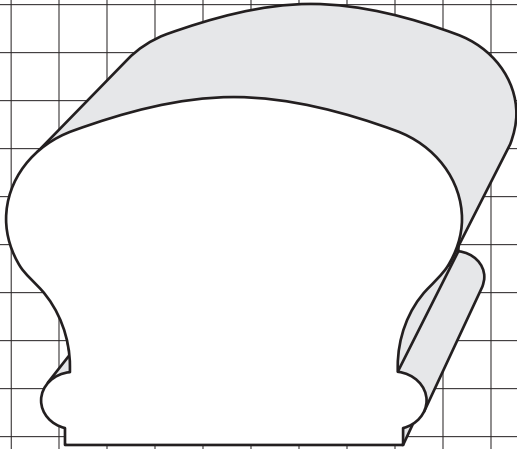
MK0503
3/8"

HAND RAIL

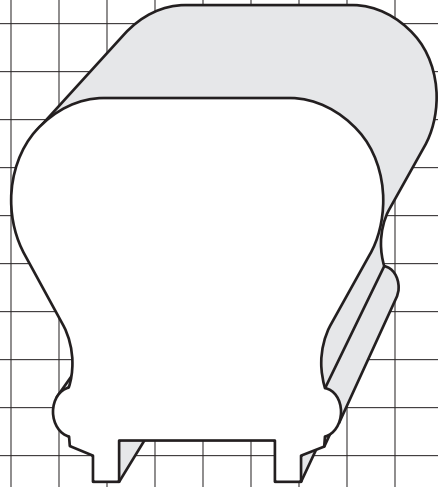
Two cuts using the same knife are required to accomplish these moldings.

Rabbit and tray knives are sold separately.

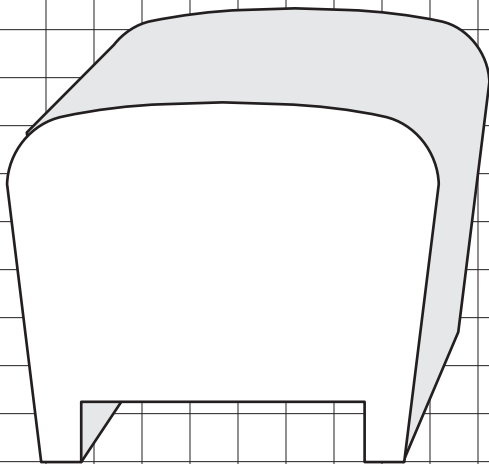
See the picture glossary on page 58 to view a tray.



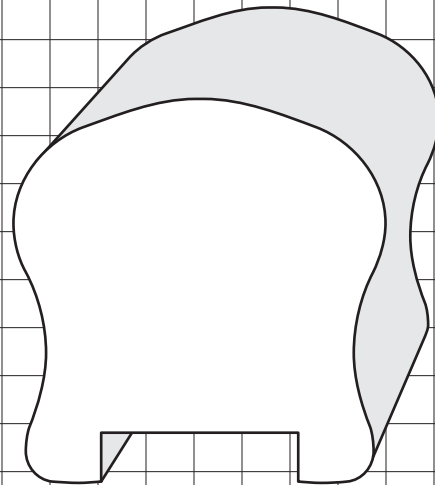
WM1000
2-3/8" X 1-13/16"



WM1001
1-15/16" X 2"



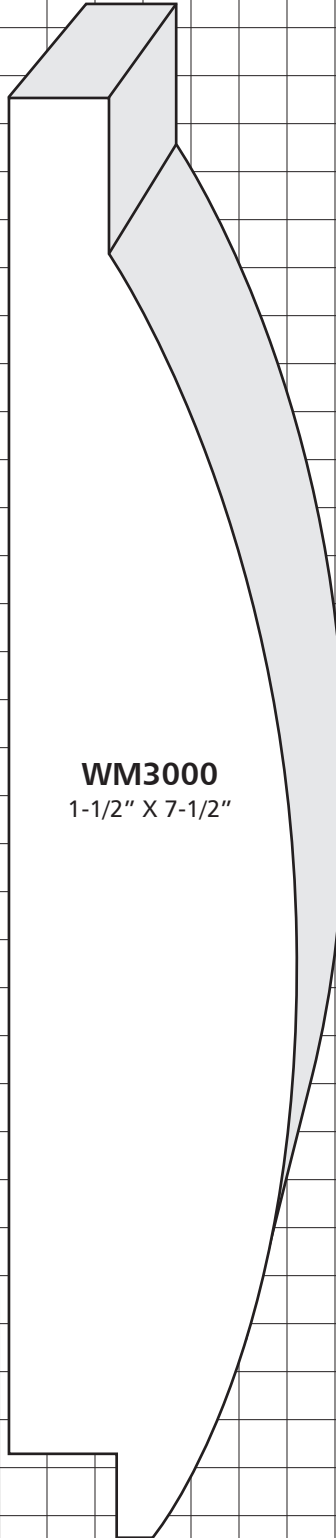
WM1002
2-1/4" X 1-7/8"



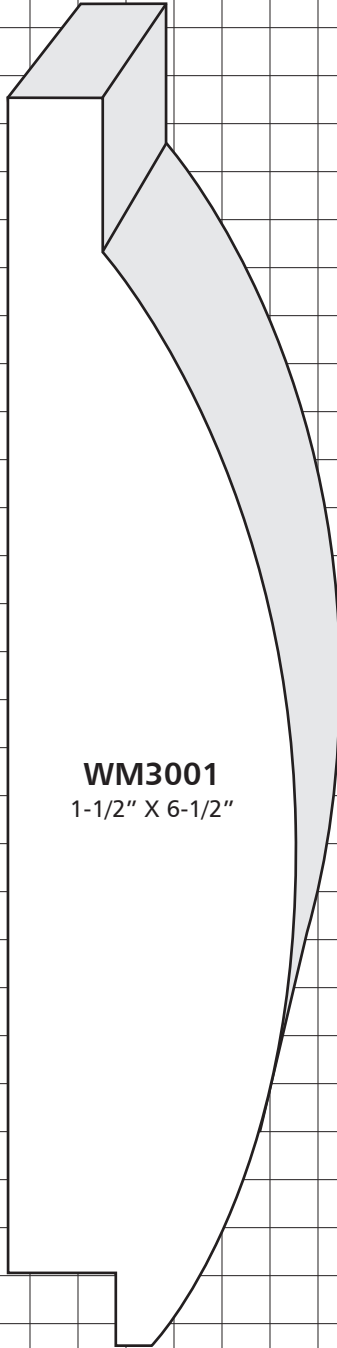
WM1004
1-15/16" X 2"

LOG SIDING

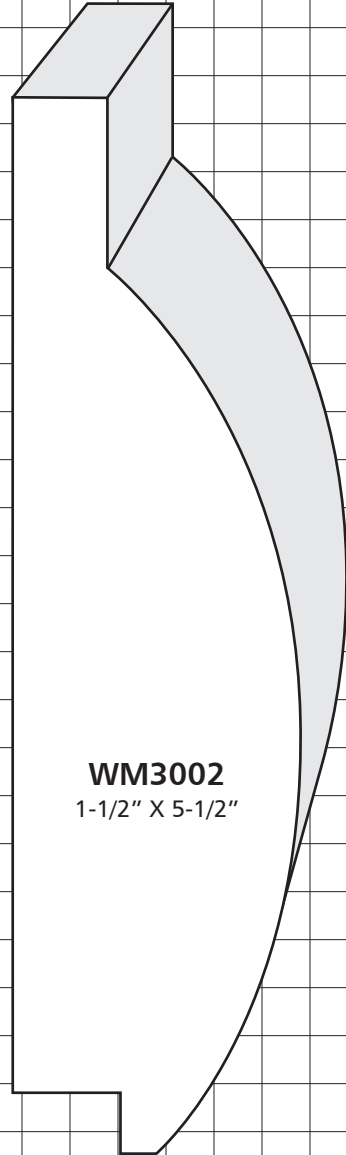
A matched set of three open-ended knives must be used for the top profile.
Rabbit knives are sold separately.



WM3000
1-1/2" X 7-1/2"



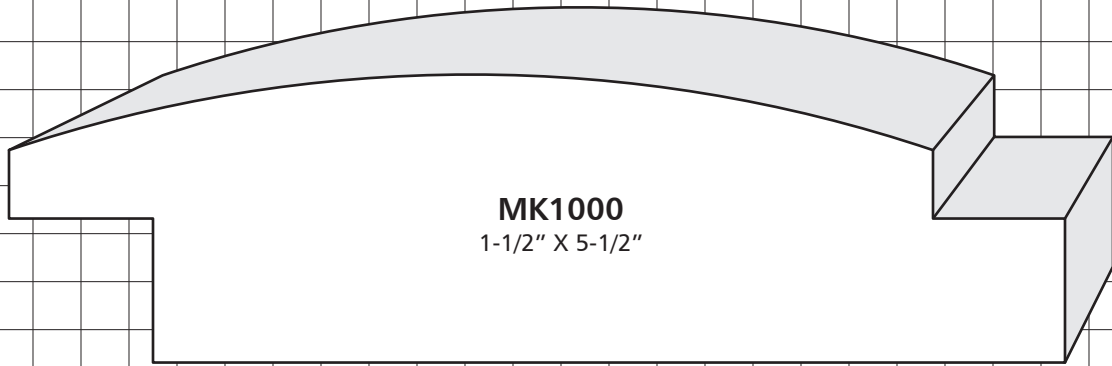
WM3001
1-1/2" X 6-1/2"



WM3002
1-1/2" X 5-1/2"

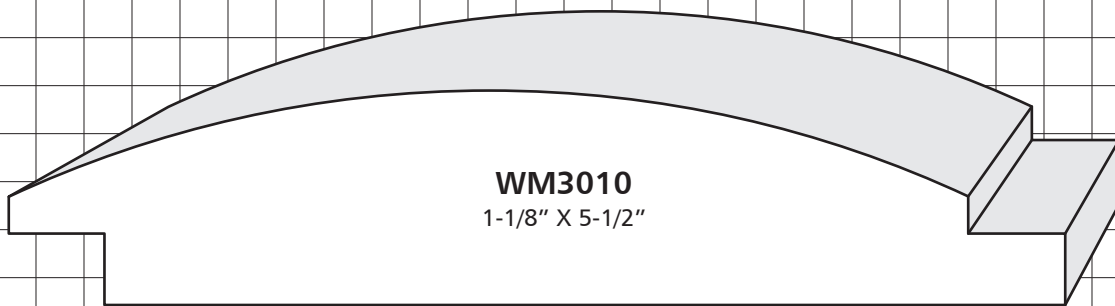
LOG SIDING

A matched set of three open-ended knives must be used for the top profile.
Rabbit knives are sold separately.



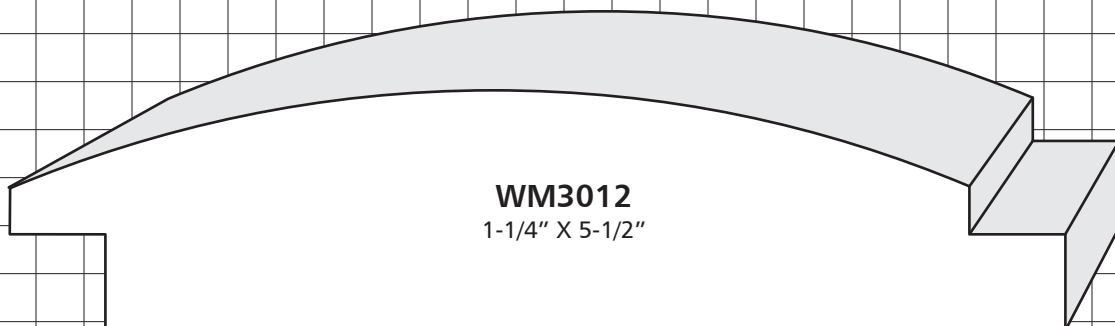
MK1000
1-1/2" X 5-1/2"

MK1000 FITS MOST MOLDERS INCLUDING LOGOSOL PH260



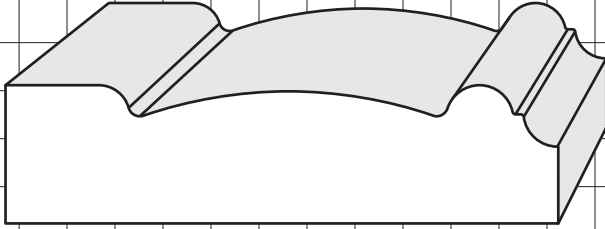
WM3010
1-1/8" X 5-1/2"

WM3010 & WM3012 FIT MACHINES THAT ARE CAPABLE OF A 3/4" DEEP CUT

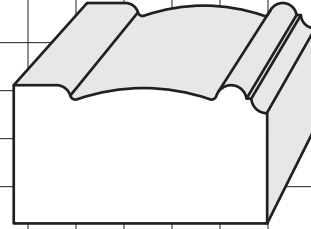


WM3012
1-1/4" X 5-1/2"

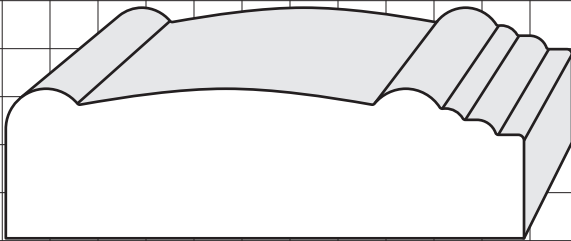
MITRED DOORS



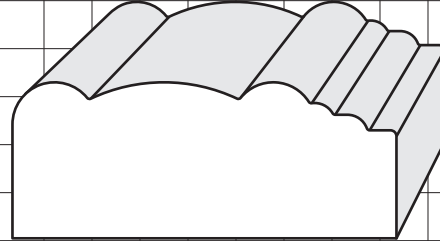
MD001
3/4" X 3"



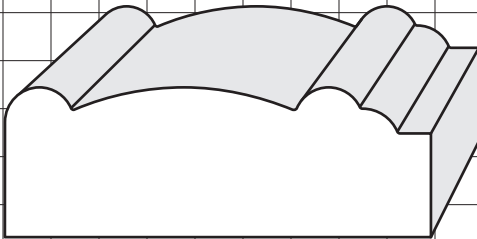
MD009
3/4" X 1-3/8"



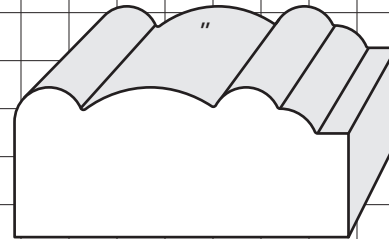
MD002
13/16" X 2-13/16"



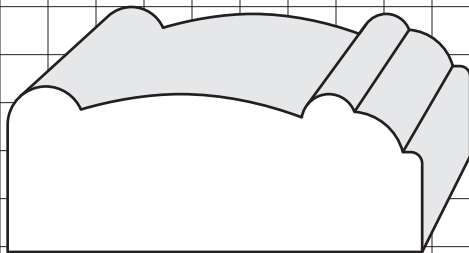
MD012
13/16" X 2



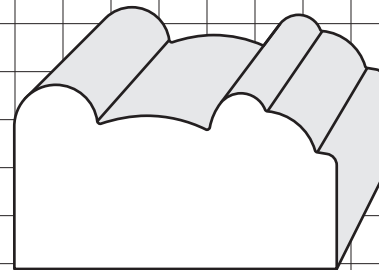
MD003
13/16" X 2-5/16"



MD008
13/16" X 1-13/16"

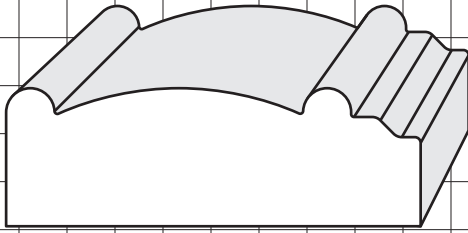


MD004
1" X 2-1/4"

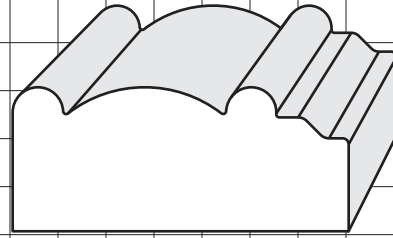


MD007
1" X 1-3/4"

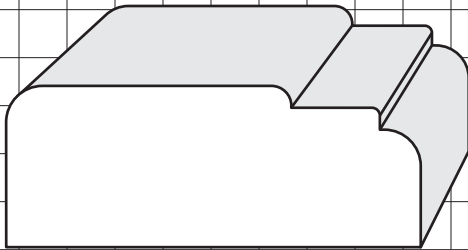
MITRED DOORS



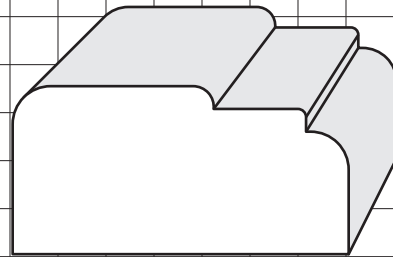
MD005
3/4" X 2-1/4"



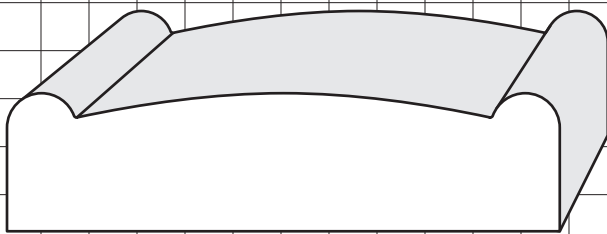
MD013
3/4" X 1-3/4"



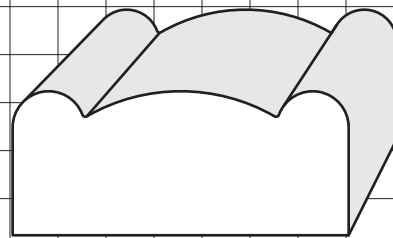
MD006
7/8" X 2-1/4"



MD014
7/8" X 1-3/4"

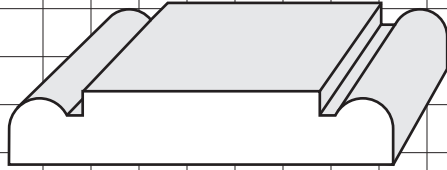


MD010
3/4" X 3"




MD015
3/4" X 1-3/4"

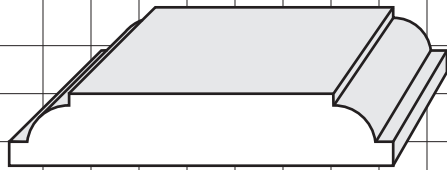
PANEL STRIPS / MULLION CASINGS



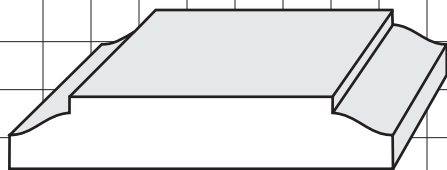
WM955 3/8" X 2-1/4"
WM956 3/8" X 2" (Illus.)
WM957 3/8" X 1-3/4"



WM970 3/8" X 2-1/4"
WM972 3/8" X 2" (Illus.)
WM973 3/8" X 1-3/4"



WM975 3/8" X 2-1/4"
WM977 3/8" X 2" (Illus.)
WM978 3/8" X 1-3/4"

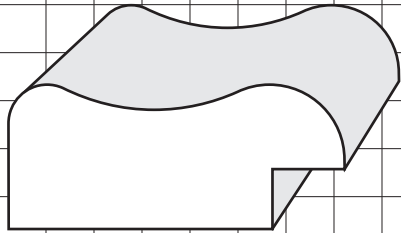


WM985 3/8" X 2-1/4"
WM987 3/8" X 2" (Illus.)
WM988 3/8" X 1-3/4"

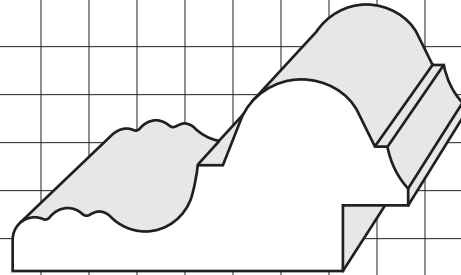
PICTURE FRAMES

Rabbit knives are sold separately.

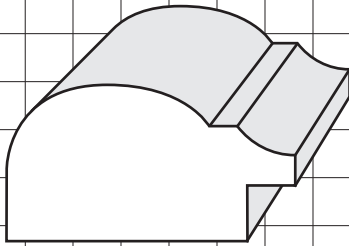
Try our CK387s2 Rabbit knife found on page 54 in our Miscellaneous Section.



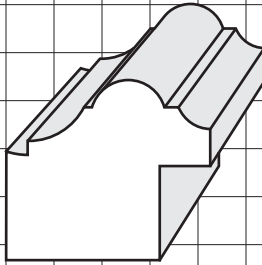
PF-1
3/4" X 1-3/4"



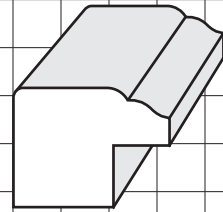
PF-15
1" X 2-1/16"



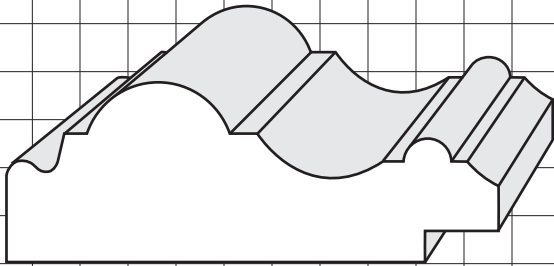
PF-4
1-3/16" X 1-1/2"



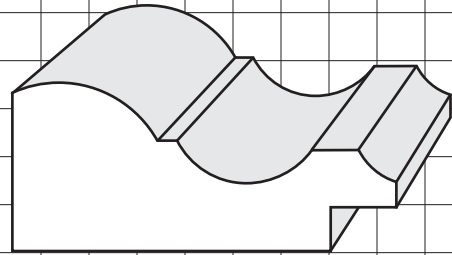
PF-17
15/16" X 1-1/16"



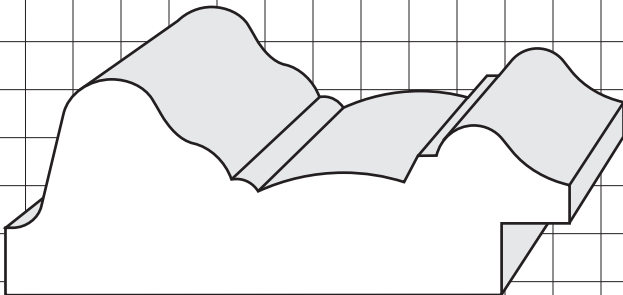
PF-18
5/8" X 13/16"



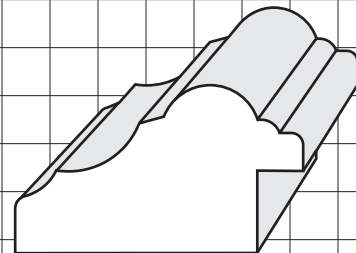
PF-8
15/16" X 2-9/16"



PF-20
7/8" X 2"



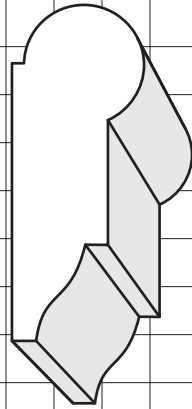
PF-14
1-1/8" X 2-15/16"



PF-35
7/8" X 1-1/2"

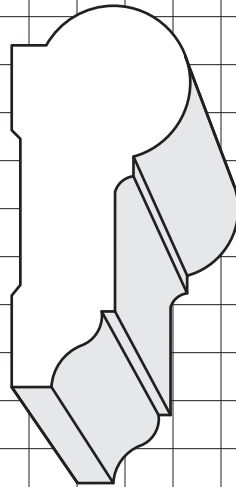
PICTURE MOLDINGS

Available in top knives, bottom knives, and the popular VersaKnife style.
See the Picture Glossary on page 57 to view a VersaKnife.



WM273

11/16" X 1-3/4"

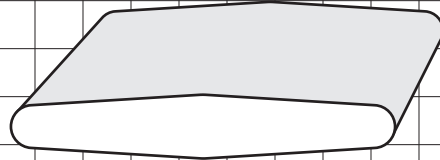


MK0031

15/16" X 2"

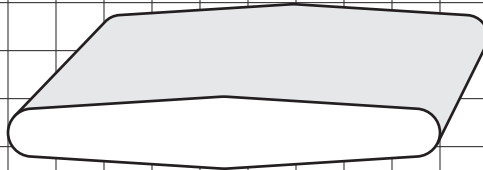
PLANTATION LOUVERS / SHUTTERS

See the picture glossary on page 58 to view a tray knife.



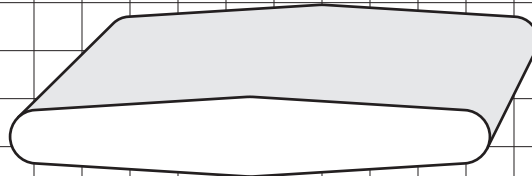
MK0048

21/64" X 2"



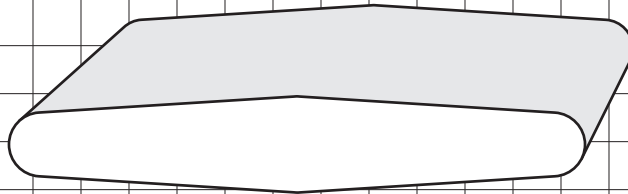
MK0049

3/8" X 2-1/4"



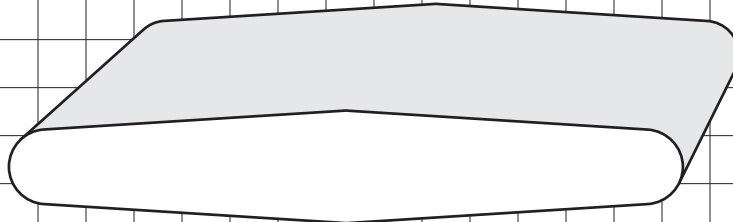
MK0050

27/64" X 2-1/2"



MK0051

1/2" X 3"



MK0530

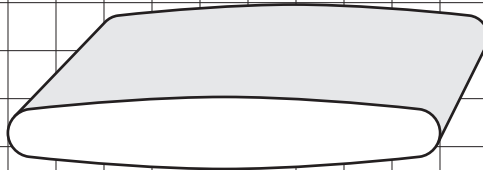
19/32" X 3-1/2"

PLANTATION LOUVERS / SHUTTERS

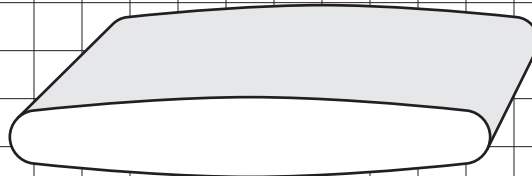
See the picture glossary on page 58 to view a tray knife.



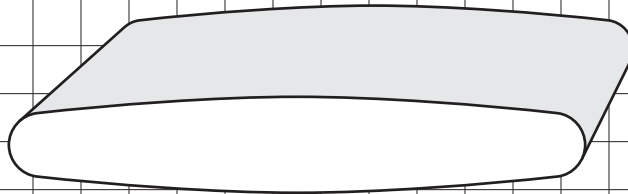
MK0052
21/64" X 2"



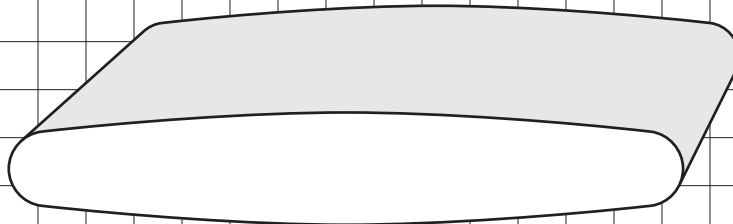
MK0053
3/8" X 2-1/4"



MK0054
27/64" X 2-1/2"



MK0055
1/2" X 3"

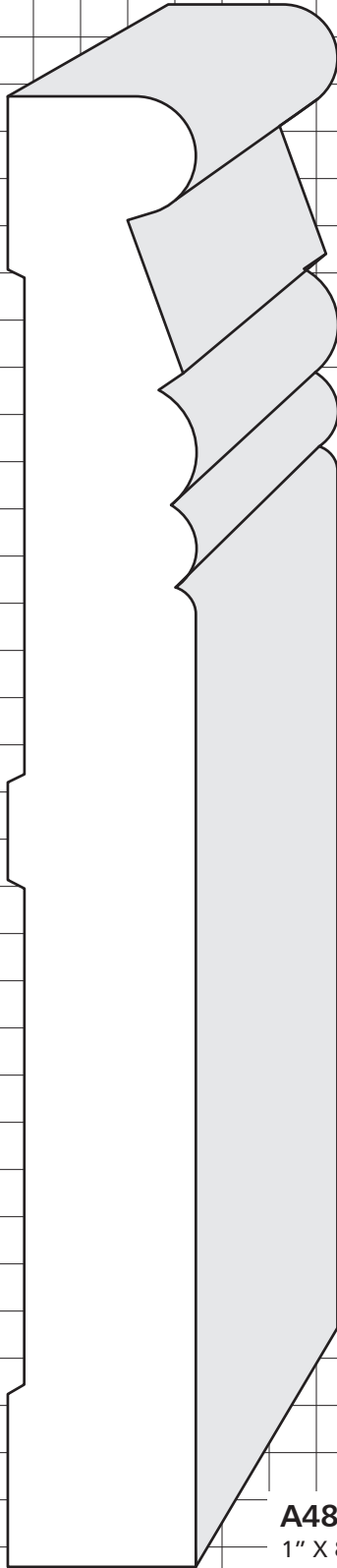


MK0540
19/32" X 3-1/2"

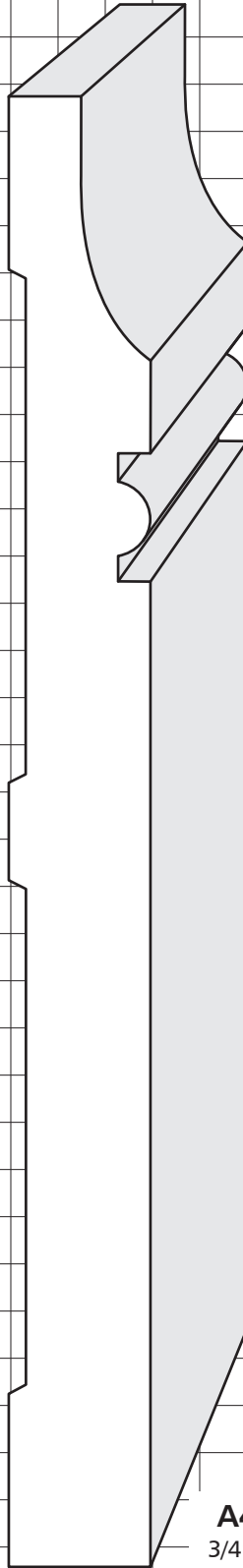
Open-ended knives available for these profiles.

PLINTH MOLDING

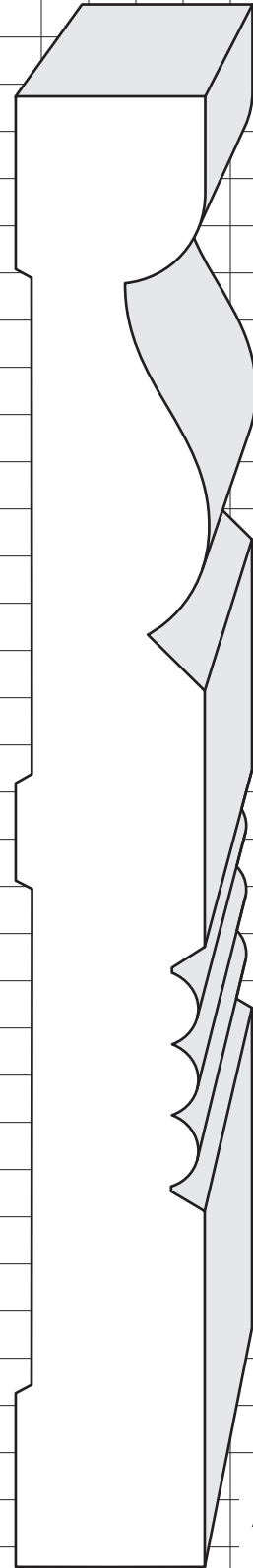
These moldings require a back relief knife.



A48A
1" X 8"



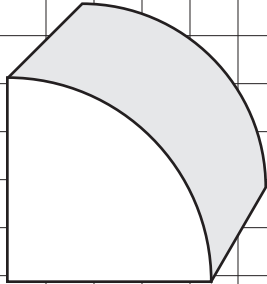
A49A
3/4" X 8"



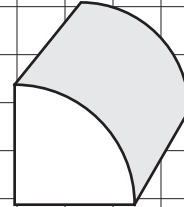
A50A
1" X 8"

QUARTER ROUNDS

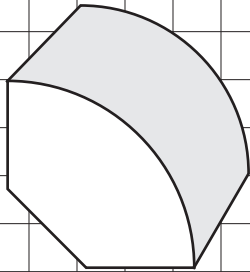
Quarter Rounds that are $\frac{5}{8}$ " or thinner can be run as a 2-Up knife.
See the Picture Glossary on page 58 to view a 2-Up style knife.



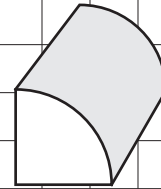
WM103
1-1/16" X 1-1/16"



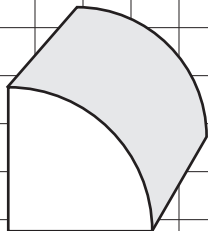
WM107
5/8" X 5/8"



WM104
11/16" X 11/16"



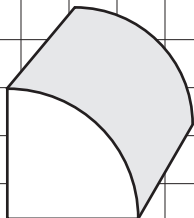
WM108
1/2" X 1/2"



WM105
3/4" X 3/4"



WM109
3/8" X 3/8"




WM106
11/16" X 11/16"



WM110
1/4" X 1/4"

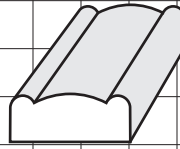
SHELF EDGE / SCREEN MOLD

See the picture glossary on page 58 to view a 2-Up style knife.




Wm137

3/8" X 3/4"



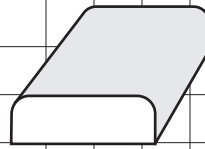
WM141

1/4" X 5/8"



WM138

5/16" X 5/8"



WM142

1/4" X 3/4"



WM140

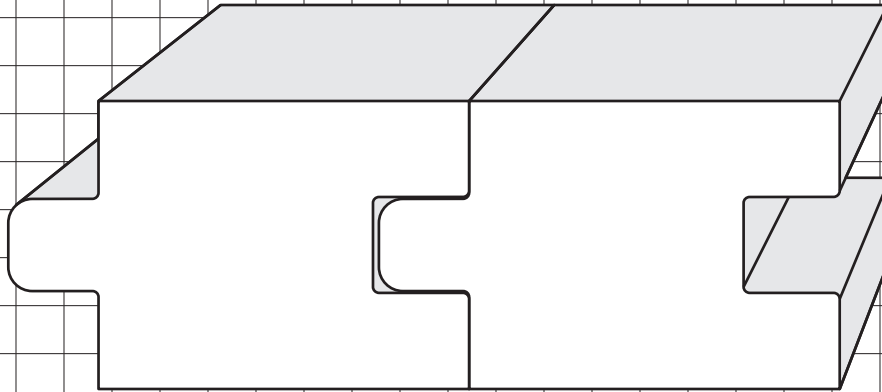
1/4" X 3/4"



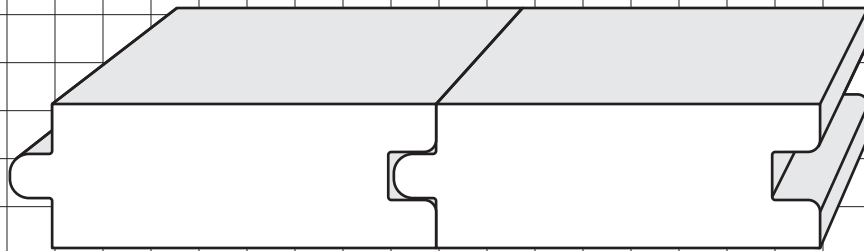
WM144

1/4" X 3/4"

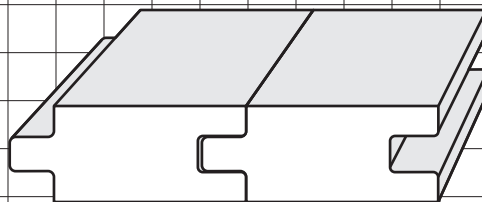
TONGUE AND GROOVE



CK389
1-1/2"



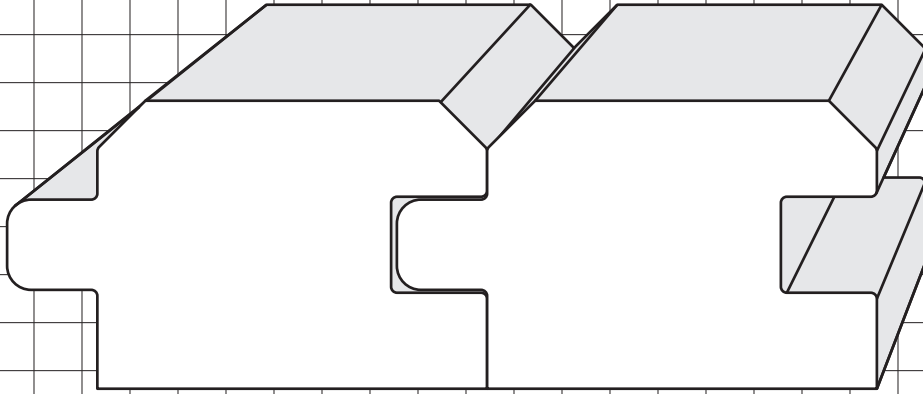
CK388
3/4"



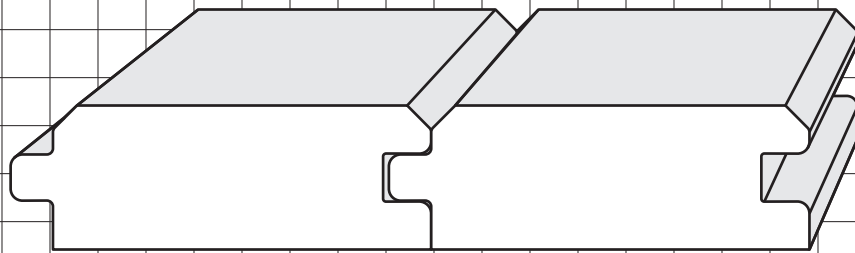
CK386
1/2"

Visit our web page for more tongue and groove options.

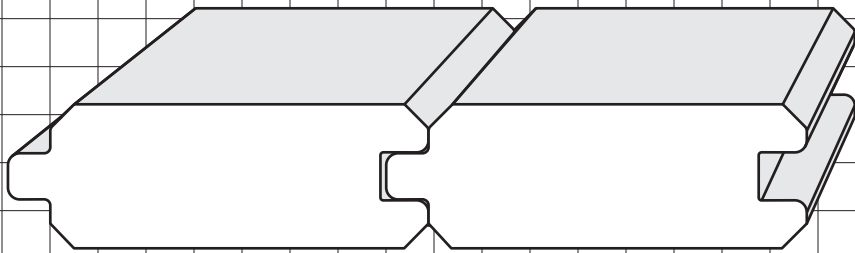
TONGUE AND GROOVE



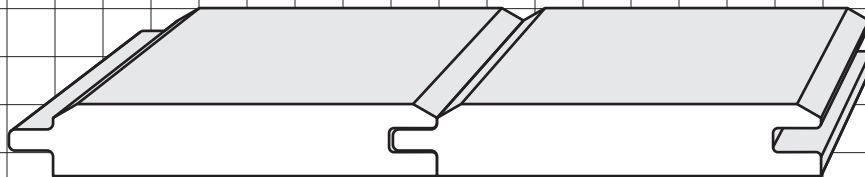
CK389V
1-1/2"



CK388V
3/4"

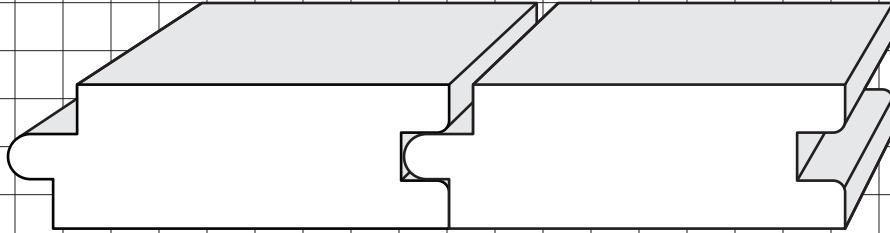


CK388DV
3/4"



CK386V
1/2"

TONGUE AND GROOVE



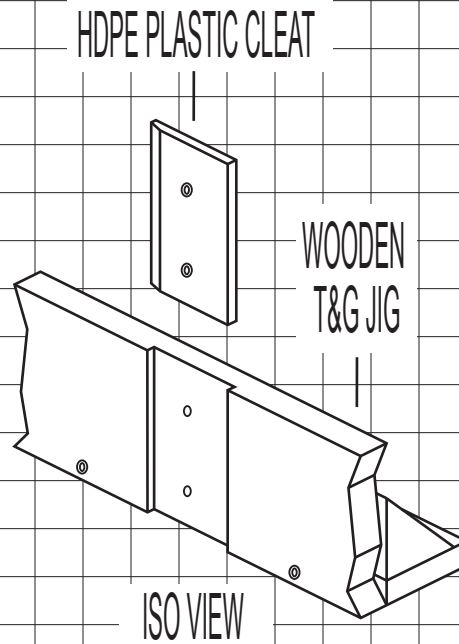
CK396

3/4"

*Special gap on face

Most tongue and grooves do not have a gap on the face.
Due to popular demand, we now offer CK-396 with a 1/4" gap on the face.
Different sizes of gaps are available.

We make and sell wearable HDPE Plastic Cleats for your jig.



HDPE PLASTIC CLEAT

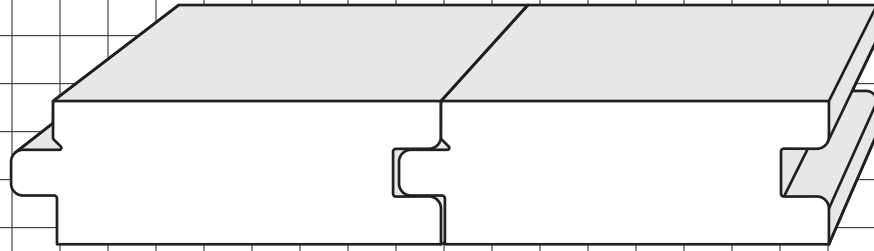
WOODEN
T&G JIG

ISO VIEW

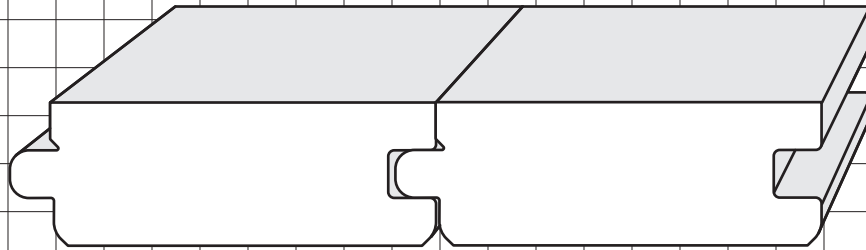
Part Number:
T&GCleat

Sold in sets of two (2).
Wooden jig not included.

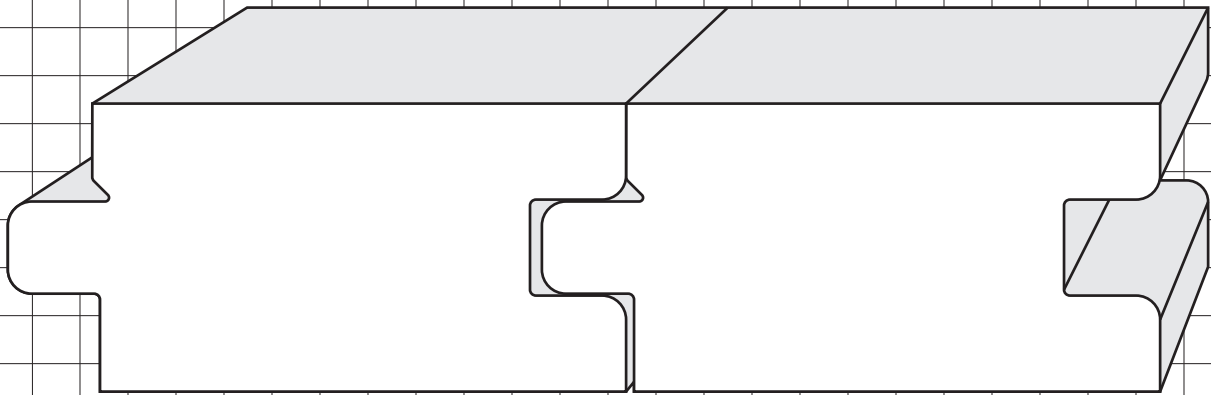
TONGUE AND GROOVE - FLOORING



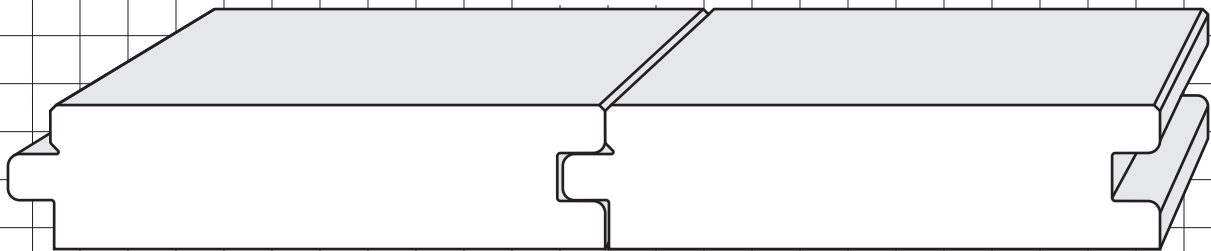
CK384A
3/4"



CK384C
3/4"

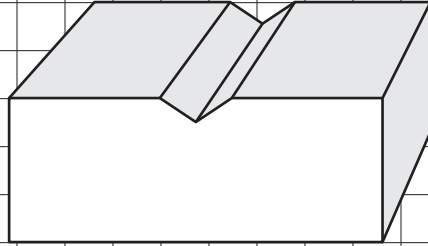


CK384E
1-1/2"



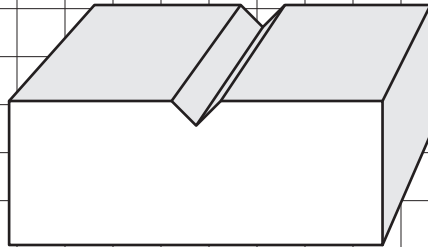
CK384F
3/4"

V's



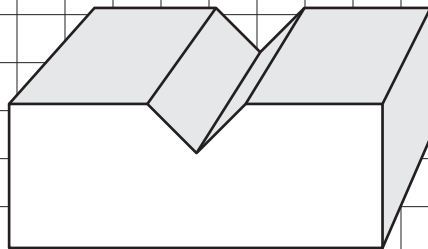
MK0958

3/8" wide X 1/8" deep (matches CK386V)



MK0110

1/4" wide X 1/8" deep (matches CK388V)



LGPS83T


1/2" wide X 1/4" deep (matches CK389V)

WAINSCOTTING


Rabbit knives are sold separately.




WM6000
3/8" X 2-1/2"




WM6001
3/8" X 3"



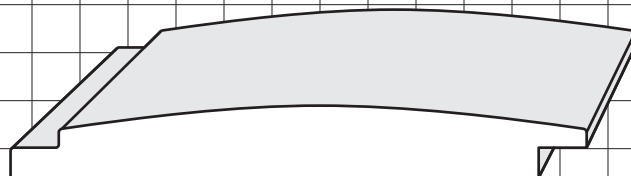
WM6002
3/8" X 3-1/2"



WM6004
3/8" X 4-1/2"



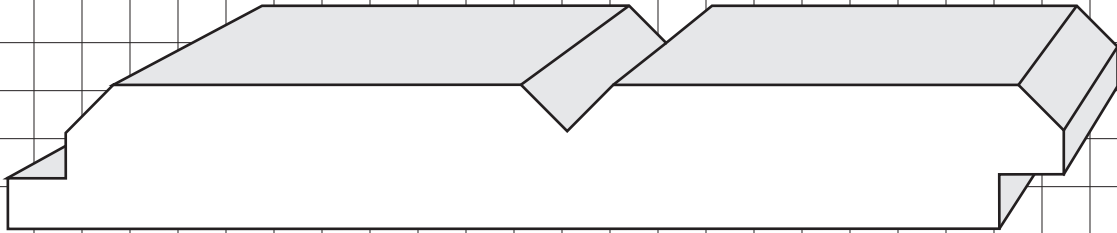
WM6005
3/8" X 5"



WM6007
3/8" X 3"

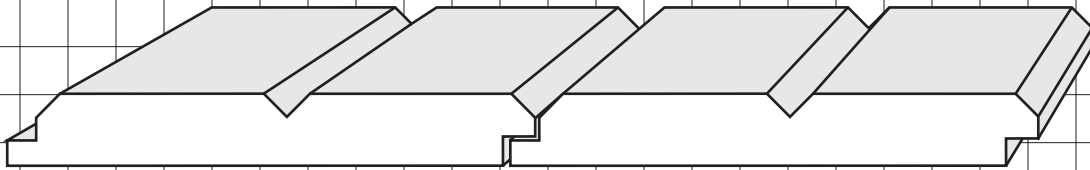
WOOD PLANK PANELLING

Rabbit knives are sold separately.



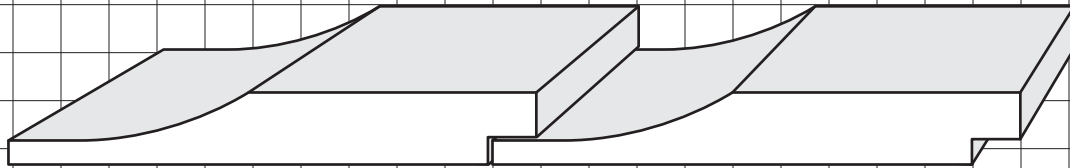
PS83

3/4" X 5-1/2"




PS86

3/4" X 5-1/2"



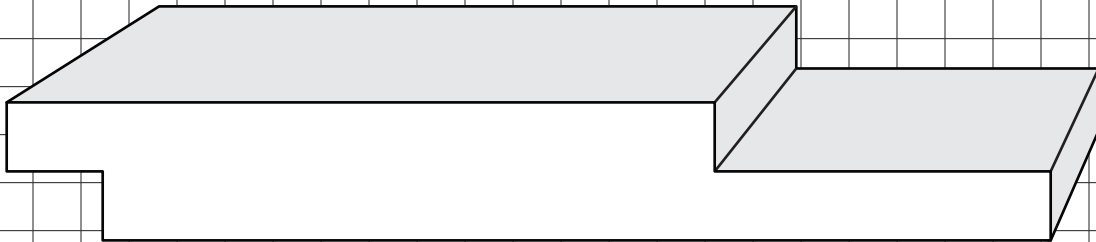
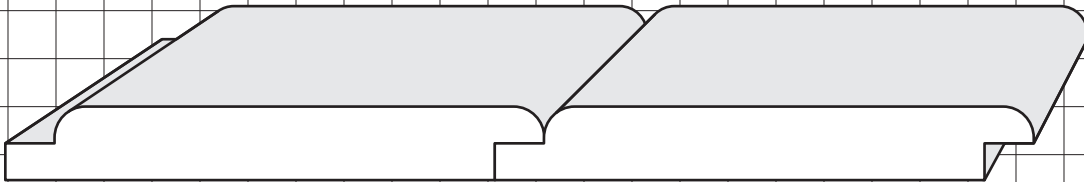
WOOD PLANK PANELLING

Rabbit knives are sold separately.



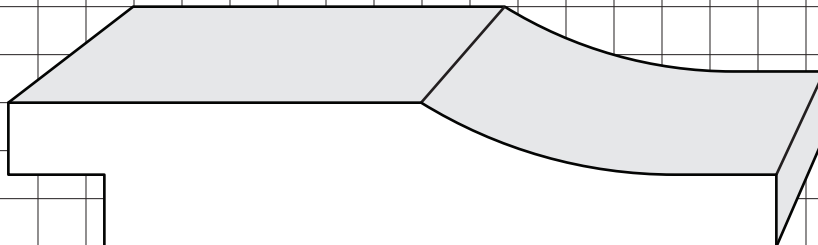
PS87

3/4" X 5-1/2"



PS150

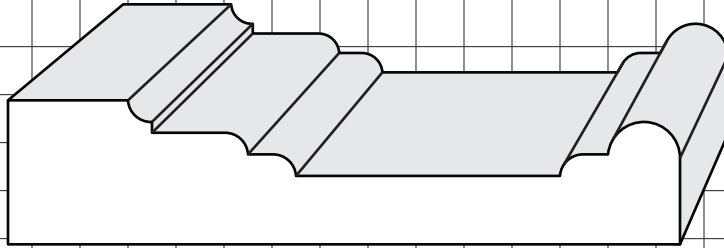
22/32" X 5-7/16"



MK0085

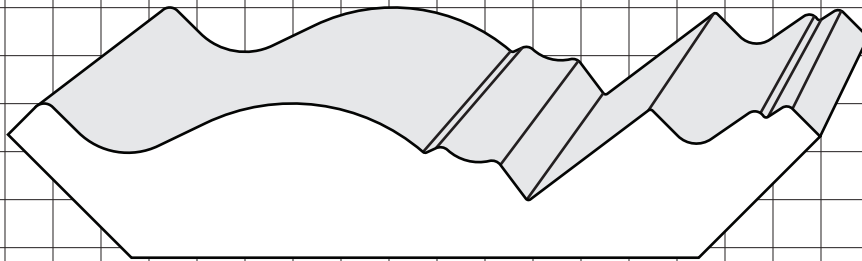
3/4" X 4"

MISCELLANEOUS



MK0098

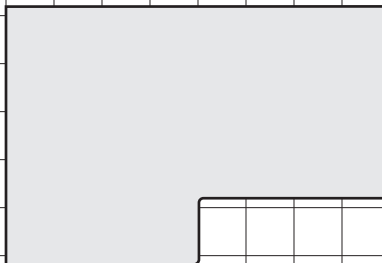
3/4" X 3-1/2"



MK0843

13/16" X 4-1/4"

Insert space for rope or dentil molding.



CK387s2

Stepped Rabbet Knife

Machine Rabbets up to 1" wide and 1/8" to 5/8" Deep.

MOLDINGKNIVES.COM CUSTOM PATTERN KNIVES

CAUTION: Each moldingknives.com profile knife is carefully ground, weighed and correctly matched to the gib and counter-balances included with that particular knife. Keep each knife with its own gib and weights. Never use gibs or weights from any other custom knives you may have purchased. Use of improperly matched gibs and weights may cause excessive vibration and damage

to the cutter head bearings. **NOTE:** If you have ordered a knife to be used in the cutter head; do not use the gib supplied to secure this knife in the custom knife holder. The weight of this gib will be different.

IMPORTANT: After running approximately 10 linear feet, stop the machine and retighten the gibs!

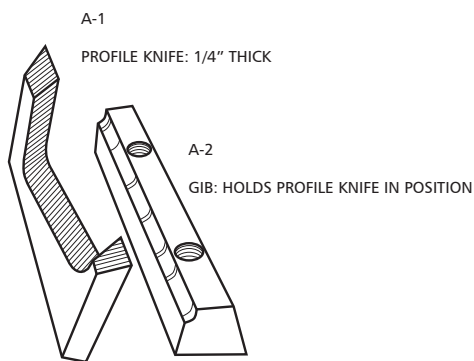
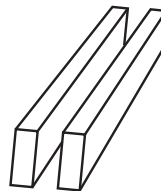
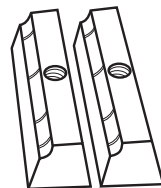


FIG. A

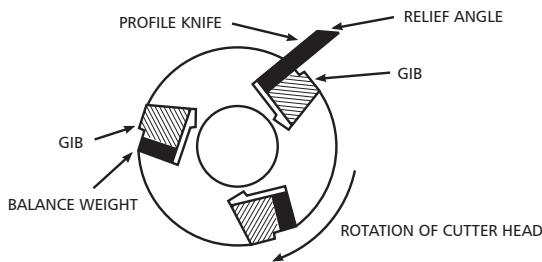


A-3
STEEL COUNTER-BALANCE WEIGHTS (2) TO BE SECURED BY GIBS



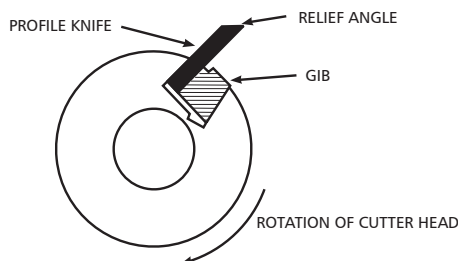
A-4
GIBS HOLD COUNTER-BALANCE WEIGHTS IN POSITION WHEN KNIFE IS USED IN THE PLANER HEAD

FIG. B



HOW TO INSTALL A SINGLE KNIFE IN THE 3-SLOT CUTTERHEAD

To maintain cutter head balance, use pattern knife with gib in one slot, use gib and one counter-weight in second and third slots.



HOW TO INSTALL IN A SINGLE KNIFE HOLDER

To maintain shaft balance, use pattern knife and gib supplied with knife.

THE EASY WAY TO ORDER KNIVES

TOLL FREE ORDER LINE: 1-866-499-8399

FAX: 1-902-893-7890

EMAIL: sales@moldingknives.com

Choose from our selection of stock patterns found in this catalogue. Charge your purchase to Visa, MasterCard, American Express, Discover, or PayPal and we will ship THE SAME DAY (on orders placed before 1PM Eastern Time).

CUSTOM KNIVES: Fax or email and accurate, full size drawing with the width and thickness measurements clearly marked, or send us an actual sample by Post or FedEx (please contact us before sending by any other method). In most cases, custom knives are manufactured and shipped within one full business day from receipt of your order.

RUSH ORDERS: Next day delivery is available to most parts of the United States and Canada. Please order early in the morning to take advantage of this service.

PAYMENT: Payment may be made by Visa, MasterCard, American Express, Discover, money order, or PayPal.

QUESTIONS: We encourage you to call when placing an order. Our staff has experience with several brands of molders, as well as shapers, and we offer FREE advice and instruction sheets to our customers. Advice that may save you time and money.

Please check online for both updates and to view catalogues for knives that fit specific machines. <http://www.moldingknives.com>

MAIL ORDERS: Send your order to:

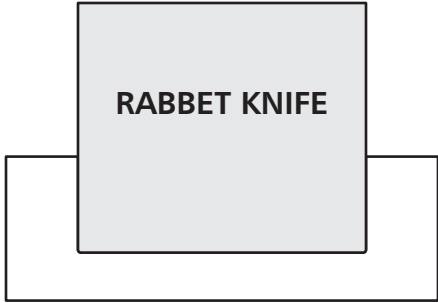
MOLDINGKNIVES.COM
1176 Black Rock Road
Clifton, N.S. B6L 1C1
Canada

TO ORDER

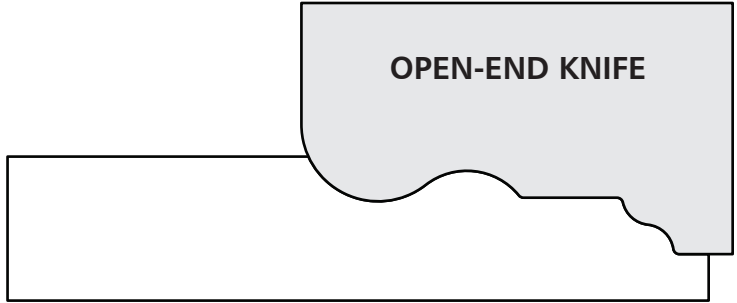
CALL TOLL FREE: 1-866-499-8399

PICTURE GLOSSARY

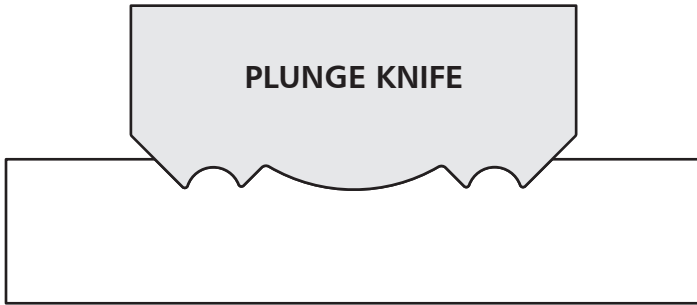
RABBET KNIFE



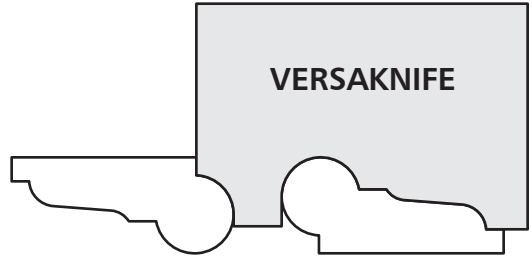
OPEN-END KNIFE



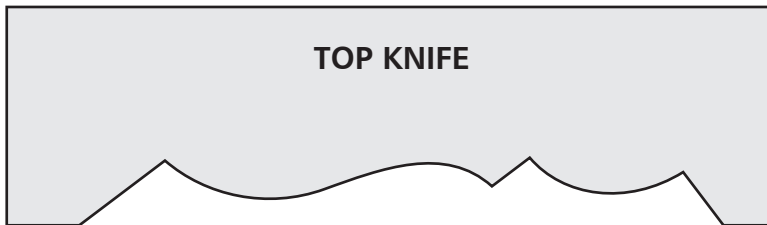
PLUNGE KNIFE



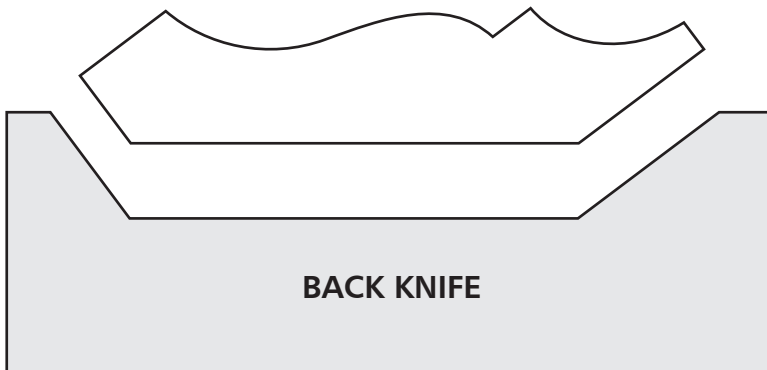
VERSAKNIFE



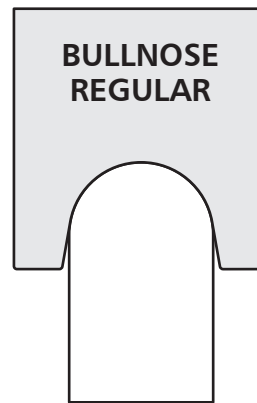
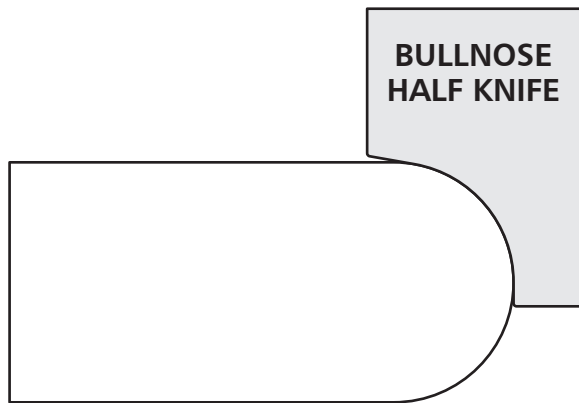
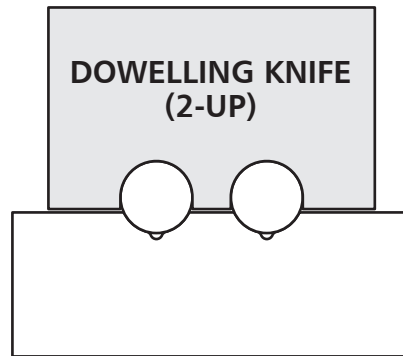
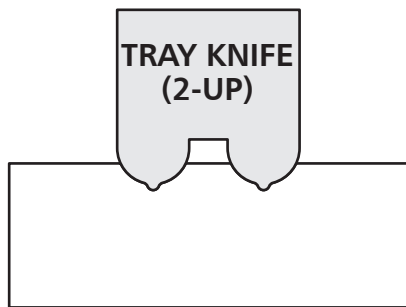
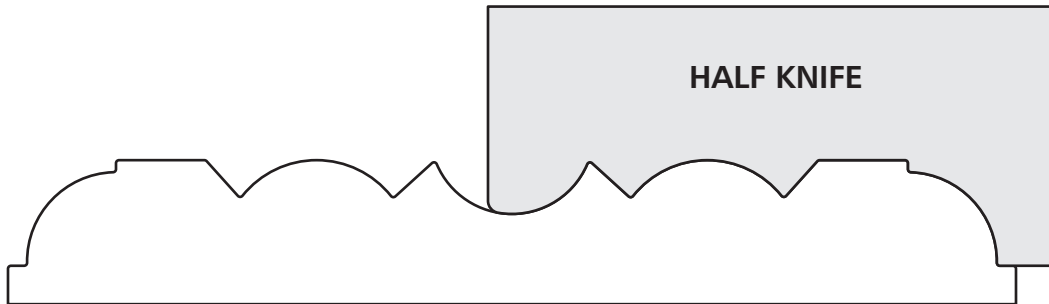
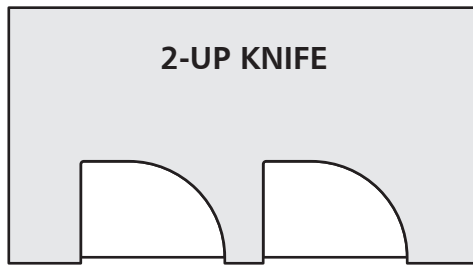
TOP KNIFE



BACK KNIFE



PICTURE GLOSSARY



Bullnose Regular shows a vertically run board.

In addition to knives for all brands of molders and planer / molders, we also make

Shaper Knives & Shaper Heads

2-7/8" diameter – two knife – 3/4" bore heads
for corrugated knives (1/4" and 5/16" thick)

2" wide

3" wide

4" diameter – two knife – 1-1/4" bore heads
for corrugated knives (1/4" and 5/16" thick)

2" wide

3" wide

4" wide

Adapters / Flange bushings

WWB-020..... 3/4" – 1/2"

WWB-030..... 1-1/4" – 3/4"

WWB-040..... 1-1/4" – 1"



We also carry European style shaper heads

Accepts knives that fit Baker 412 side heads and Logosol PH-260 side heads, as well as some of the heads made by the following manufacturers: Amana, CMT and Freud.

Available in 3/4" bore and 1-1/4" bore.

Panel Cutter Head

Blades to fit our corrugated Panel Cutter Heads

3/4" bore heads CW - our best seller

CCW (special order)

1-1/4" bore..... CW or CCW

Allows you to run your panels horizontally

These blades also fit our regular corrugated shaper heads (vertical run), and most other brands of corrugated panel cutter heads and shapers.

Sets of three (3) cutters available in M2 HSS or TCT Carbide.

Stock profiles - (See our website for a complete listing of our stock panel cutter head profiles).

Custom profiles



Can't find an off the shelf router bit?

Our interchangeable

Router Bit Holder (RBH)

may be the solution.



What it does:

- quick turn-around and affordable solution
- for solid wood applications
- great for routers fixed in a table
- offers a wide variety of Tongue and Groove, Decking, and more to fit the Woodmaster Double Router Attachment

What it does NOT do:

- not for MDF and/or composites
- not intended for use in hand held router

Send us a drawing or rough sketch with dimensions of the profile of wood that you need to make. We will promptly send you a quote.

Symtec Lathe Cutterbits

for both duplicating and free hand cutting.




Table Saw Cutters

To fit Sears Craftsman Table Saw cutterheads and Corob Cutterhead systems. Knives are priced in one of the following three categories:

Standard Profiles (these are mass produced)

See our website for a complete listing of our stock tablesaw cutter profiles.

Beadboard Series

Custom Profiles

Discounts available on volume orders.

Need the cutterhead?

We sell the Corob head to fit these table saw cutters.



The head is available in two sizes:

MHK25 3-5/8" in diameter

0.35" thick and approximately 4-7/8" in diameter with knives installed.

Fits many 5/8" arbor table saws

MHK75 5.7" in diameter

0.35" thick and approximately 6.9" in diameter with knives installed.

Intended for table saws that do not crank up high enough to accommodate the smaller diameter MHK25

Each head has a 5/8" bore. Please inquire about other special bore sizes.

We also make knives to fit the Delta Table Saw Cutterhead

Sandpaper

Whether you already use a Velcro® and cloth-back paper system on your Drum Sander, or you are looking to convert to this affordable and easy to change system, we have the paper for you.

This system is ideal for Drum Sanders that have a steel drum without any slots in it.

We have sandpaper to fit all models of Woodmaster Drum Sanders, and at least some models of the following brands of Drum Sanders;

Craftex
General
Grizzly

We stock the following grits of quality paper at a reasonable price:

3" wide cloth-back sandpaper
6" wide cloth-back sandpaper

40 grit
60 grit
80 grit
100 grit
120 grit
150 grit
180 grit
220 grit

4" wide self-adhesive Velcro®



Extend the life of your sandpaper with a

Crepe Block



Available in 2"x2"x6" long and 2"x2"x12" long blocks for cleaning your sandpaper.

Dirose Professional Rosette Cutterbit System

The Rosette Cutterbit Head can be used in sturdy drill presses that will accept a 1/2" shank and you can use interchangeable bits (set of two bits per profile) in this head to make rosettes of your favorite design.

Rosette Cutterbit Head


Sets of two bits of your choice in:

1. Carbide (recommended for MDF and particle board)

stock profiles / custom profiles*

2. High Speed Steel (recommended for solid wood)

stock profiles / custom profiles*



Woodstock International Rosette Cutterbit Holder and blades

Check out our stock rosette profiles online
www.moldingknives.com

***fax or email us your design**

Fax: 1-902-893-7890

Email: sales@moldingknives.com



We also make custom blades to fit the Grizzly cutter bit holder.
Contact us for pricing.

We carry a full range of
Planer Blades and Carbide Inserts



Check out our innovative bedboard



We make bedboards to fit most planer molders including:

- Shop Fox
- Williams and Hussey
- General International
- Grizzly
- Jet
- King
- Woodmaster
-and more!

The Mr. Smarty Bedboard does straight moldings, allowing you an economical and reliable way to cut into the top surface of the bedboard when required.

The Miss Smarty Bedboard is an economical and versatile bedboard for both curved and straight moldings with its strategically machined angles and pivots.



moldingknives.com

1176 Black Rock Road, Clifton, N.S. B6L 1C1
Tel: 1-866-499-8399 / Fax: 1-902-893-7890

***Current pricing and more items available online.
www.moldingknives.com***