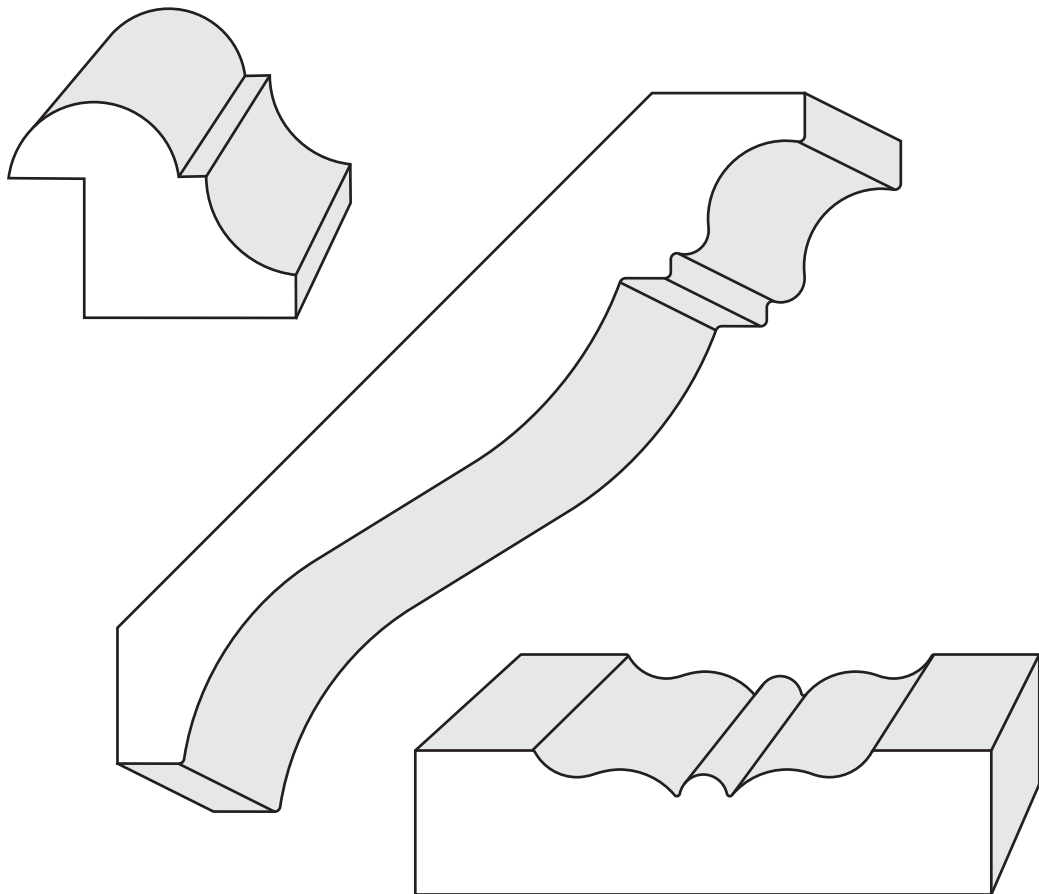


**PROFILE CATALOGUE
FOR KNIVES THAT FIT
WEINIG, LEADERMAC, SCMI, WADKIN
AND COMPATIBLE PLANER-MOULDERS**



Dear Woodworker,

With a combined experience of over 15 years working for Weinig, we have the expertise to manufacture your tooling. From making true axial radial constant knives, to knowing the ins-and-outs of the industry (ie: when bevel bottom stock is required, and when it is not), we can eliminate the guess work and send you the right product the first time. We also use an Opti Control measuring device and weigh our sets of knives before shipping them out as part of our quality control process.

In addition to offering precision cut knives we also offer the following:

- templates
- HSS and carbide bar stock
- one full business day turn-around on custom knives
- planer blades
- carbide spiral head inserts
- cutterheads

Contact us today for a quote

Moldingknives.com

Toll free telephone: 1-866-499-8399 (U.S. and Canada).

International telephone: 1-902-893-2788

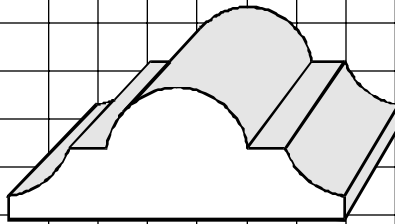
Fax: 1-902-893-7890

Email: Sales@moldingknives.com

Contents

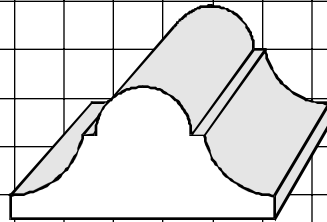
ASTRAGAL	4
BACKRELIEF	5
BAR RAIL	6
BASE CAPS	7
BASE MOLDINGS	8
BASE SHOES	10
BATTENS	10
BRICK MOLDING	11
BULLNOSE	12
CABINET MOLDINGS	13
CASINGS	14
COLONIAL CASINGS	20
COVES	22
CHAIR RAILS	24
CROWN MOLDINGS	25
DECKING	35
HAND RAILS	37
LOG CABIN SIDING	38
PANEL STRIPS/MULLION CASINGS	40
QUARTER ROUNDS	41
SHINGLE/PANEL MOLDINGS	42
STOPS	43
TONGUE AND GROOVE - STANDARD	45
TONGUE AND GROOVE - V-JOINT	46
TONGUE AND GROOVE - DOUBLE V-JOINT	47
TONGUE AND GROOVE - MICRO V-JOINT	48
TONGUE AND GROOVE - DOUBLE MICRO V-JOINT	49
TONGUE AND GROOVE - FLOORING	50
WAINSCOTTING	51
WOOD PLANK PANELING	53

ASTRAGAL



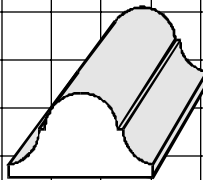
WM133

1 1/16" X 1-3/4"



WM134

1 1/16" X 1-3/8"

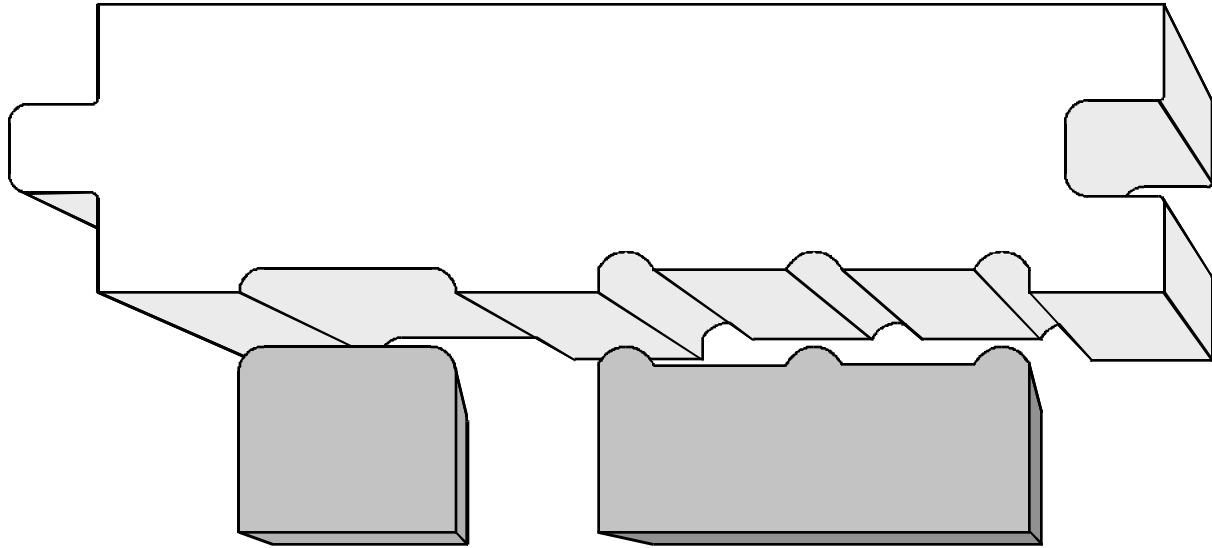


WM135

7/16" X 3/4"

BACK RELIEF

Used to machine the relief in moldings and flooring these knives are available in a variety of sizes and styles and are designated in the series shown.



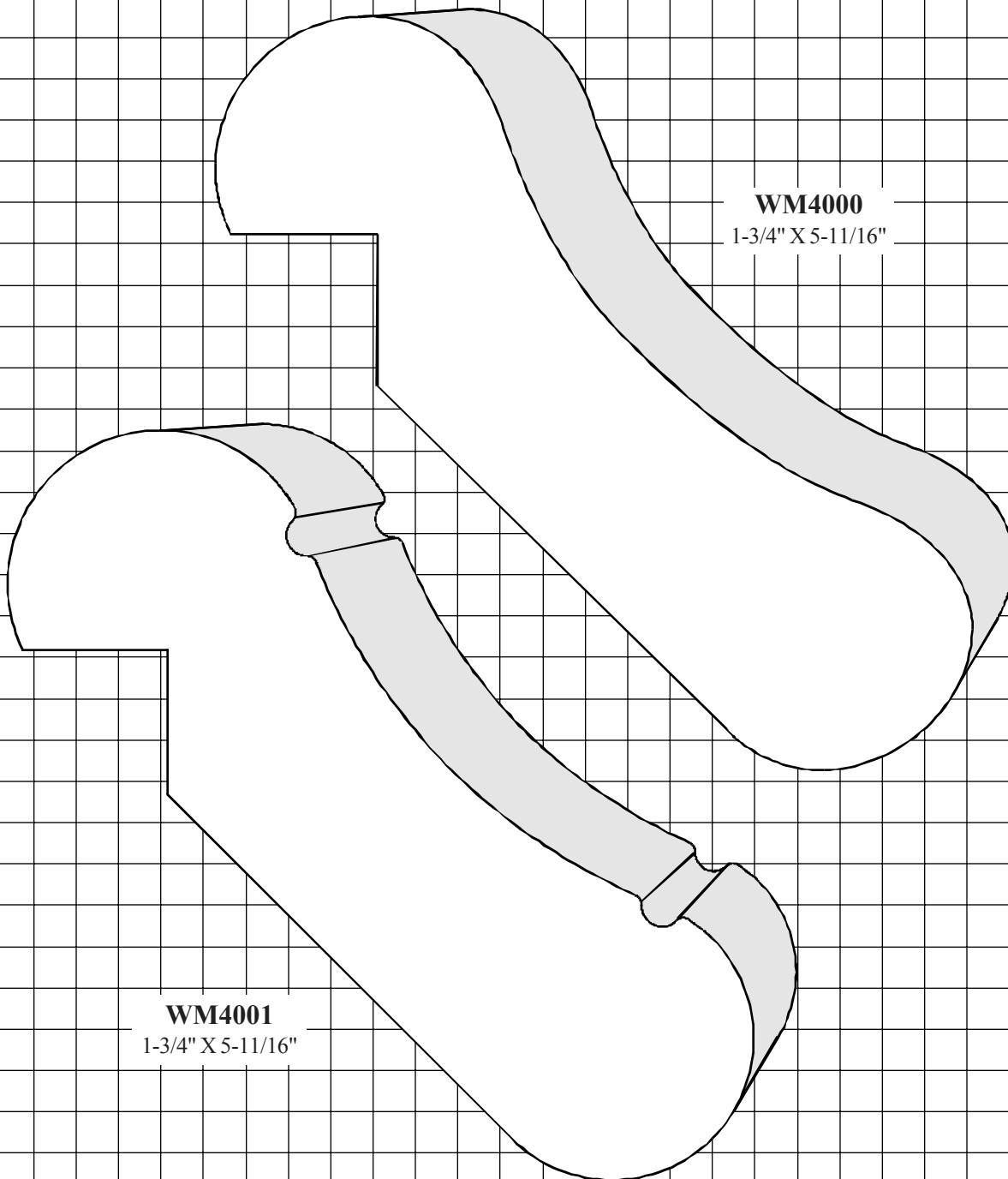
CK370 X 1-1/8"

CK370B X 2-1/4"

**MULTI-WIDTH BACK KNIVES
ALSO AVAILABLE**

BAR RAIL

A set of 3 top and 3 bottom knives are required to accomplish these moldings.



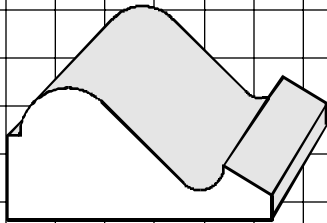
WM4000

1-3/4" X 5-11/16"

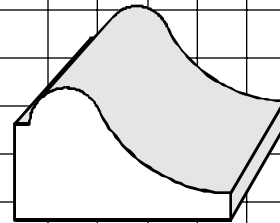
WM4001

1-3/4" X 5-11/16"

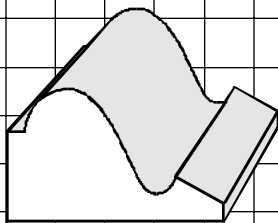
BASE CAPS



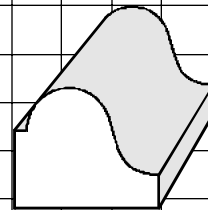
WM163
11/16" X 1-3/8"



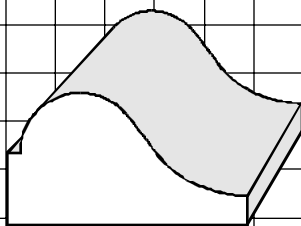
WM167
11/16" X 1-1/8"



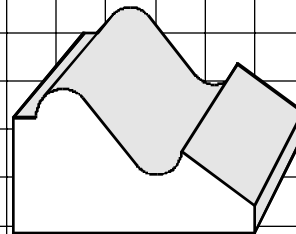
WM164
11/16" X 1-1/8"



WM172
5/8" X 3/4"




WM166
11/16" X 1-1/4"



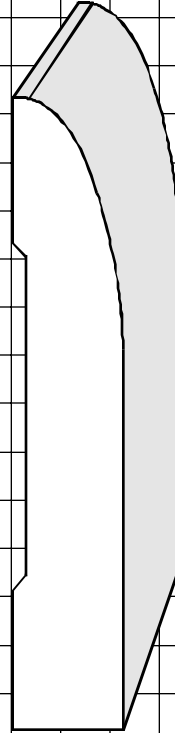
MK0043
3/4" X 1-1/4"

BASE MOLDINGS


Open-ended knives are available for these profiles.
These moldings require a back relief knife.



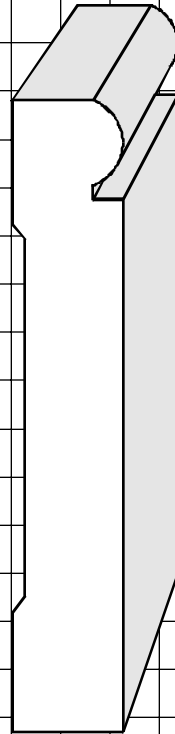
WM618 9/16" X 5-1/4"
WM620 9/16" X 4-1/4"
WM622 9/16" X 3-1/2"
WM623 9/16" X 3-1/4"
 (Illus.)



(Illus.)
WM664 9/16" X 3"
WM709 9/16" X 4-1/2"
WM710 9/16" X 4-1/4"
WM712 9/16" X 3-1/2"



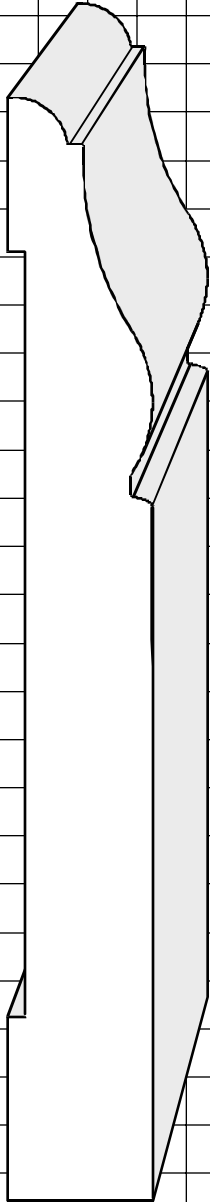
WM624 9/16" X 3"
WM658 9/16" X 5-1/4"
WM660 9/16" X 4-1/4"
WM662 9/16" X 3-1/2"
WM663 9/16" X 3-1/4"



WM713 9/16" X 3-1/4" (Illus.)
WM714 9/16" X 3"
WM750 9/16" X 4-1/4"
WM752 9/16" X 3-1/2"
WM753 9/16" X 3-1/4" (Illus.)

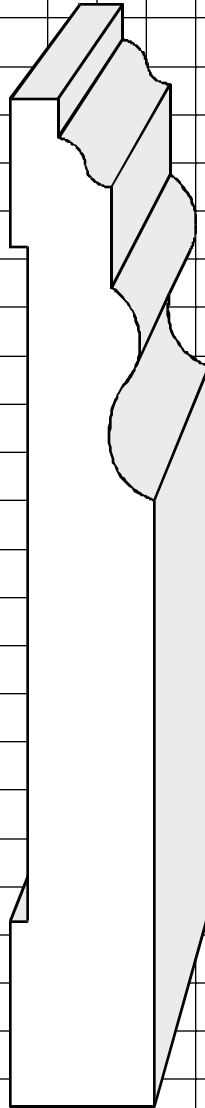
BASE MOLDINGS

Open-ended knives are available for these profiles.
These moldings require a back relief knife.



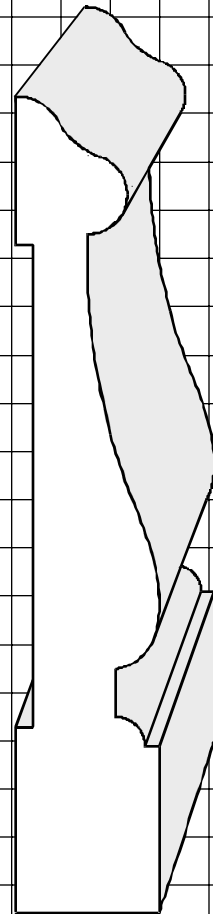
A11

3/4" X 5-3/4"



A12

3/4" X 5-1/4"

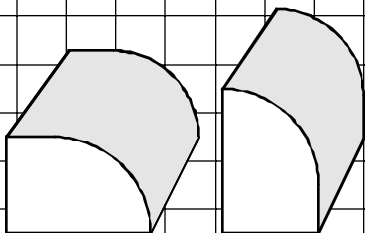


A16

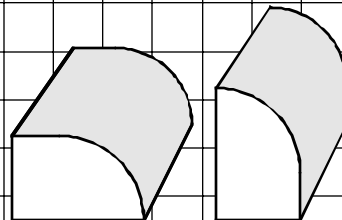
3/4" X 4-1/4"

BASE SHOES

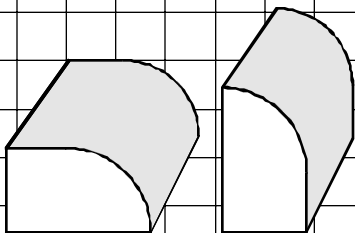
Recommend using 2-up knife to accomplish these moldings.
These knives are offered in a horizontal or vertical orientation depending on your preference.



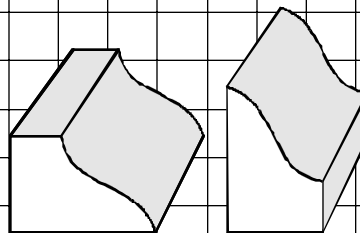
WM126
3/4" X 1/2"



WM129
11/16" X 7/16"



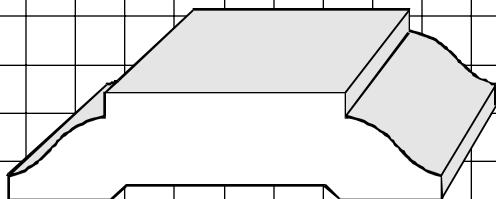
WM127
3/4" X 7/16"



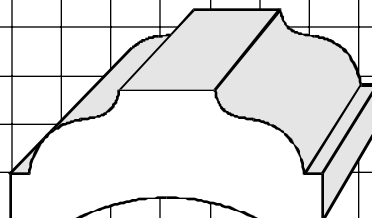
WM131
3/4" X 1/2"

BATTENS

These moldings require a back relief knife.



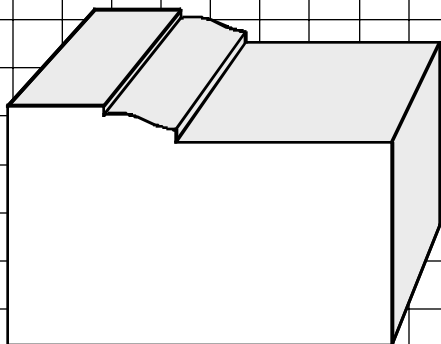
WM224
9/16" X 2-1/4"



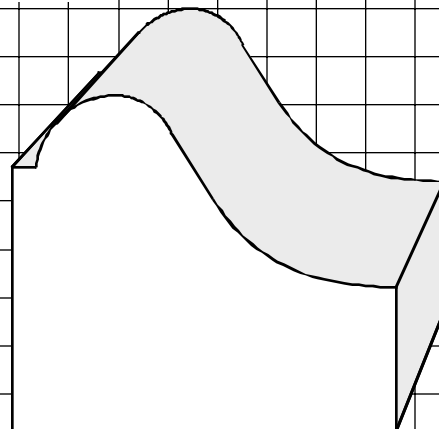
WM229
11/16" X 1-5/8"

BRICK MOLDING

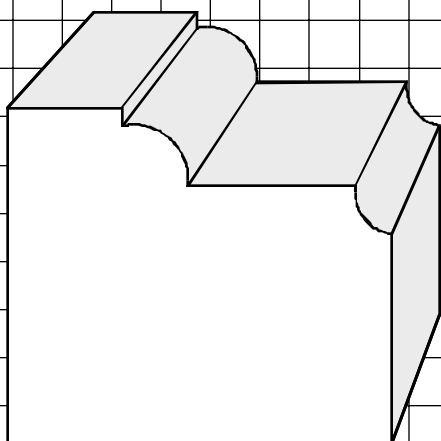
Available only as plunge knives



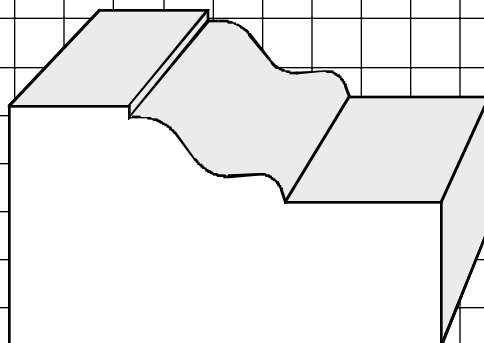
MK0017
1-1/4" X 2"



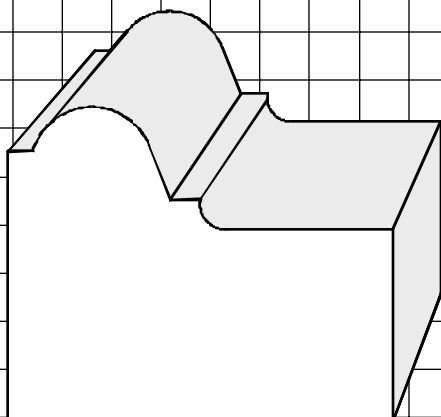
MK0018
1-3/4" X 2"



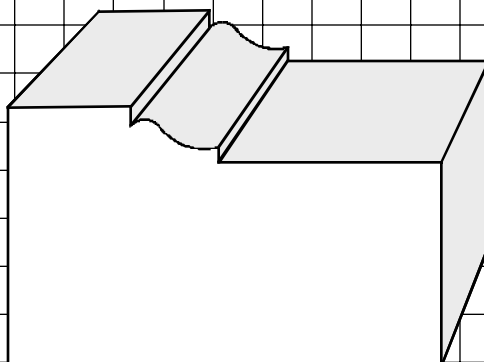
MK0019
1-5/8" X 2-1/4"



MK0021
1-1/4" X 2-1/4"



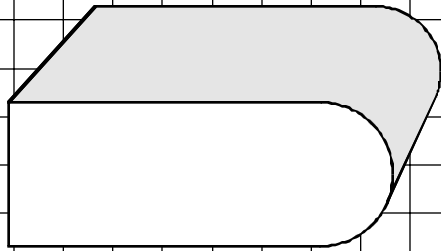
MK0022
1-5/8" X 2"



MK0023
1-5/8" X 2-1/4"

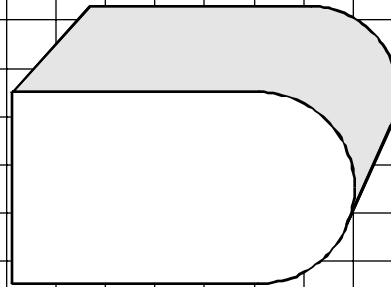
BULLNOSE

These knives are offered as a half knife to be run as shown or a full knife which requires the stock to be run on its edge.



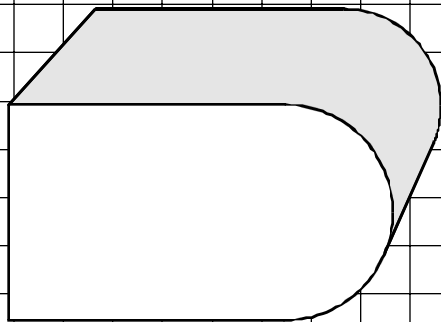
WM5004

3/4"



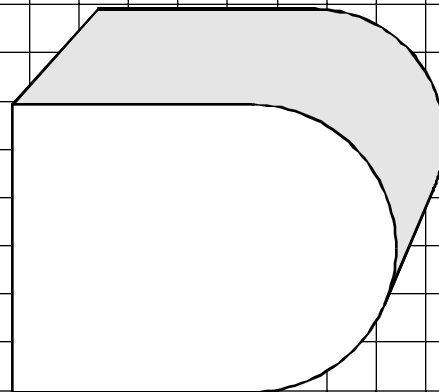
WM5007

1"



WM5005

1-1/8"

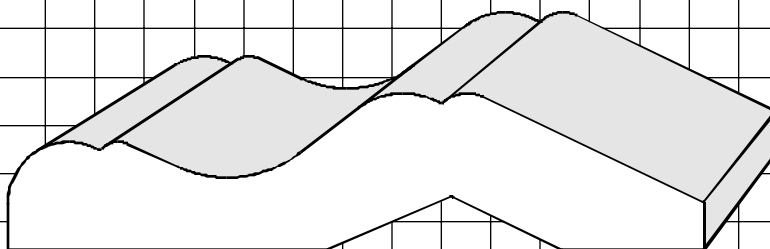


WM5006

1-1/2"

CABINET MOLDINGS

These moldings require a set of 3 knives for the top and for the bottom.

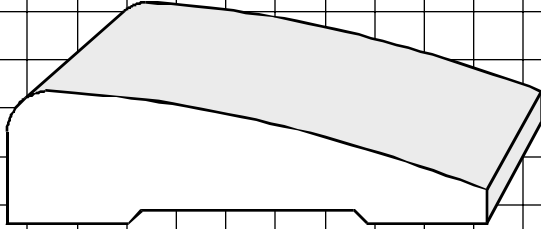


WM4101

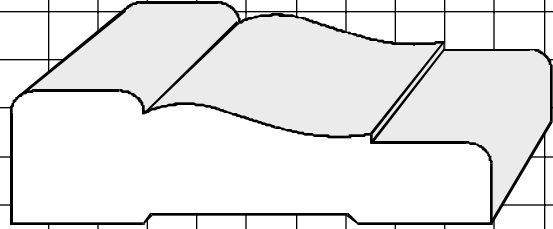
3/4" X 3-5/8"

CASINGS

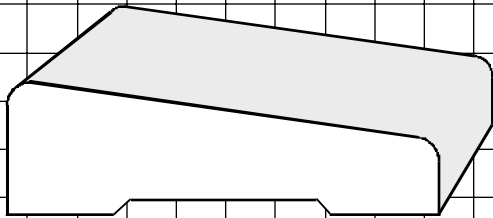
These moldings require a back relief knife.



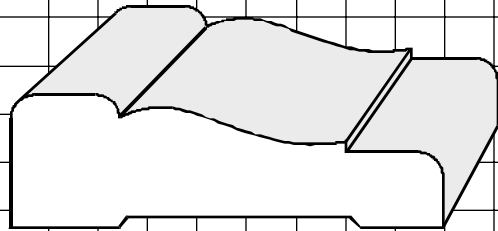
WM315
11/16" X 2-1/2"



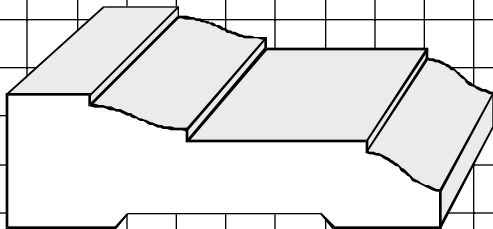
WM351
11/16" X 2-1/2"



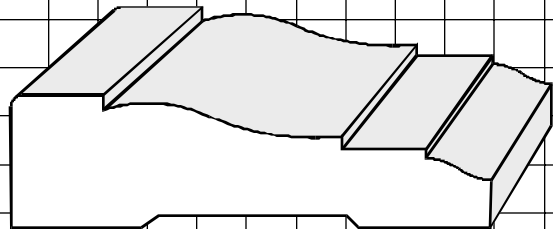
WM324
11/16" X 2-1/4"



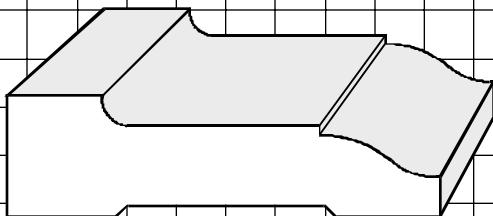
WM356
11/16" X 2-1/4"



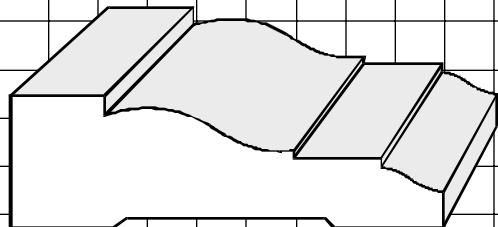
WM332
11/16" X 2-1/4"



WM361
11/16" X 2-1/2"



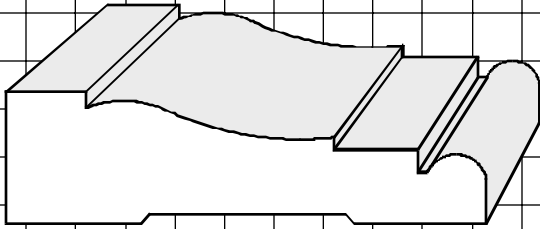
WM346
5/8" X 2-1/4"




WM366
11/16" X 2-1/4"

CASINGS

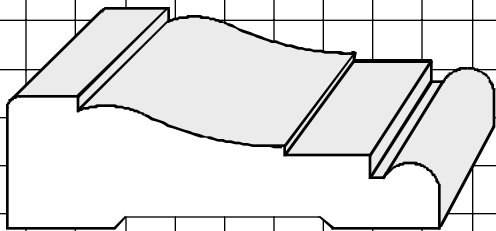
These moldings require a back relief knife.
Many of our casing knives are available as open-ended knives.



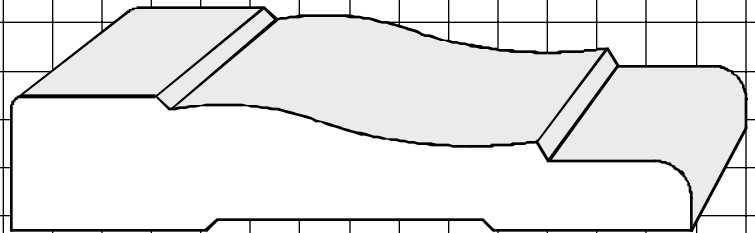
WM371
11/16" X 2-1/2"



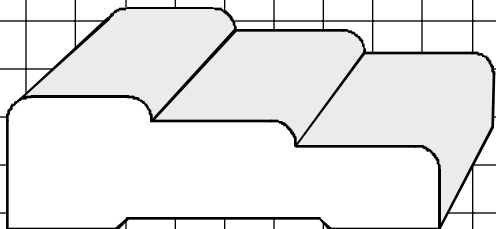
WM442
11/16" X 2-1/4"



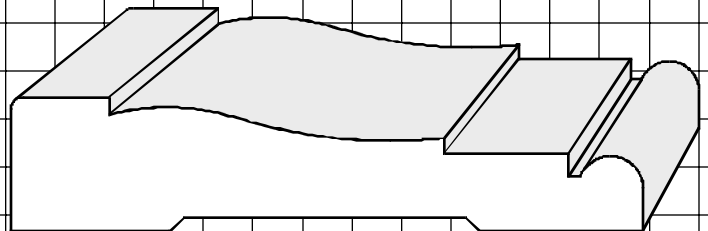
WM376
11/16" X 2-1/4"



WM444
11/16" X 3-1/2"



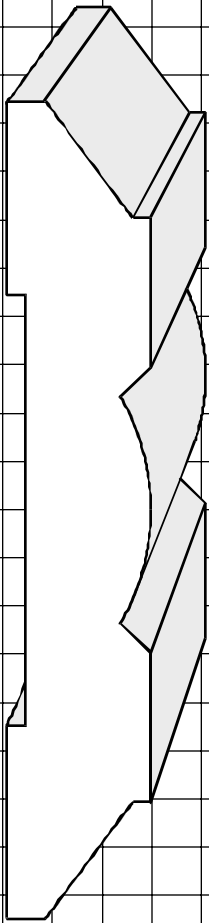
WM387
11/16" X 2-1/4"



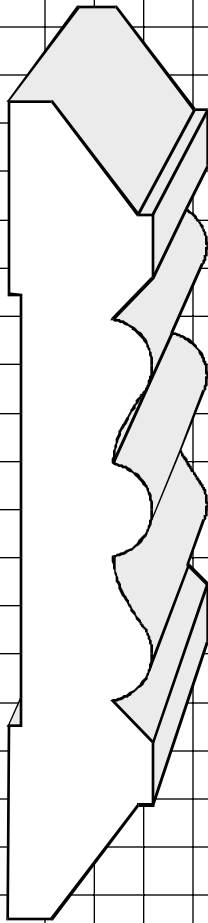
WM445
11/16" X 3-1/4"

CASINGS

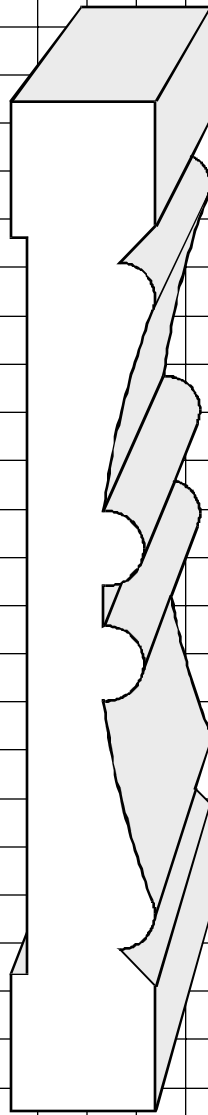
These moldings require a back relief knife.
Many of our casing knives are available as open-ended knives.



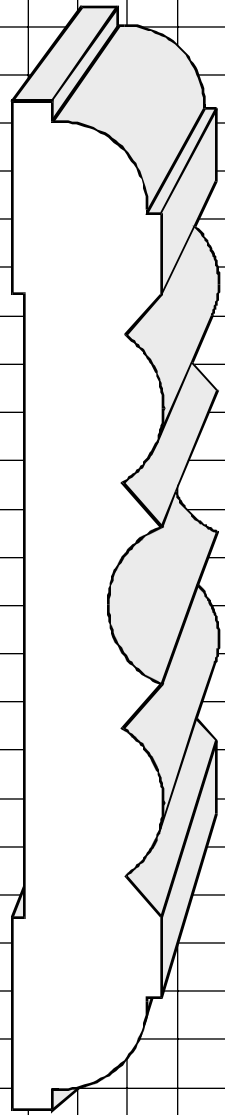
A42
3/4" X 4-1/4"



A43
3/4" X 4-1/4"



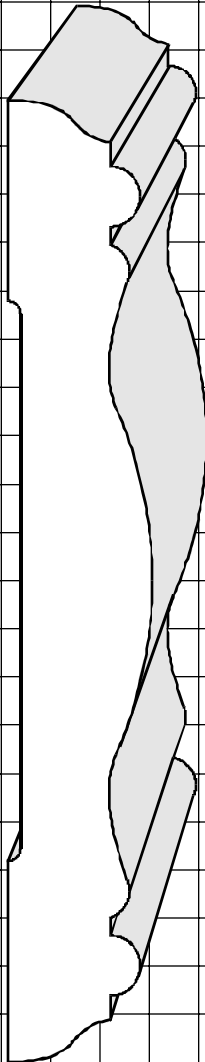
A44
3/4" X 5-1/4"



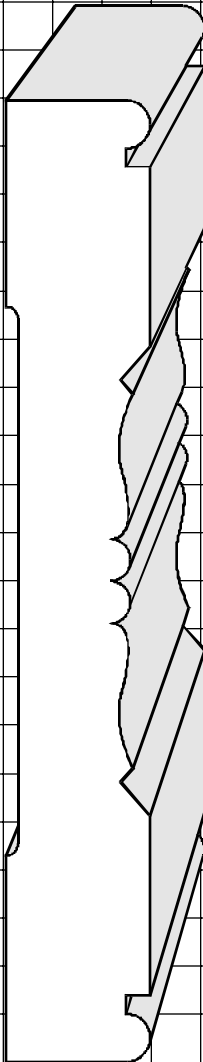
A45
3/4" X 5-1/4"

CASINGS

These moldings require a back relief knife.
Many of our casing knives are available as open-ended knives.



WM2000
3/4" X 5"



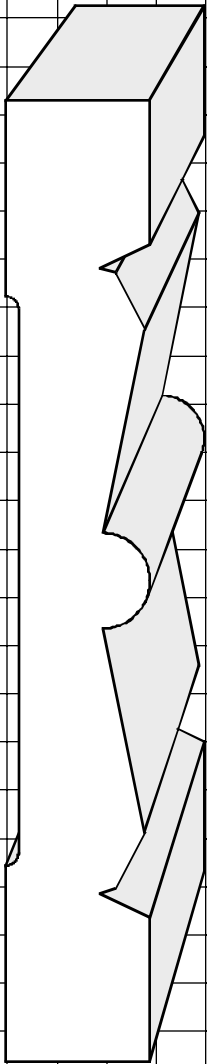
WM2001
3/4" X 5"



WM2002
3/4" X 5"

CASINGS

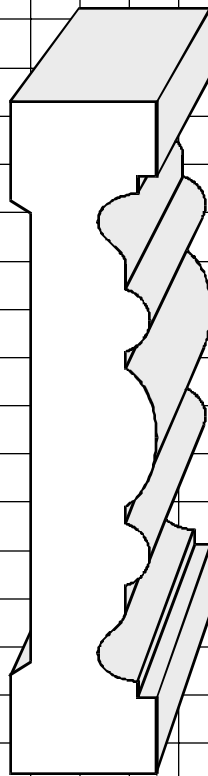
These moldings require a back relief knife.
Many of our casing knives are available as open-ended knives.



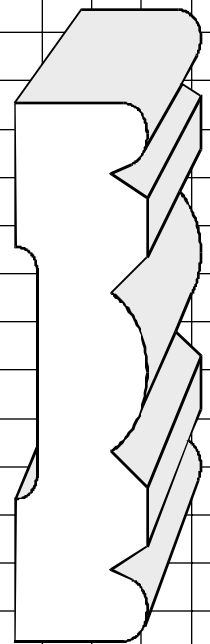
WM2003
3/4" X 5"



WM2004
3/4" X 3-1/2"



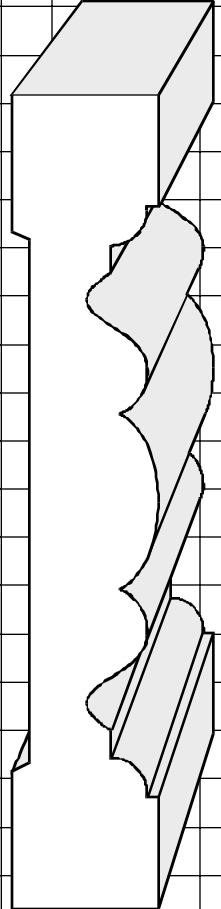
WM2006
3/4" X 3-1/2"



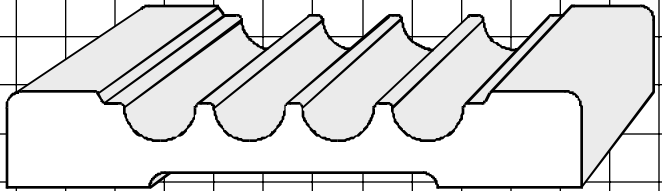
WM2007
11/16" X 2-13/16"

CASINGS

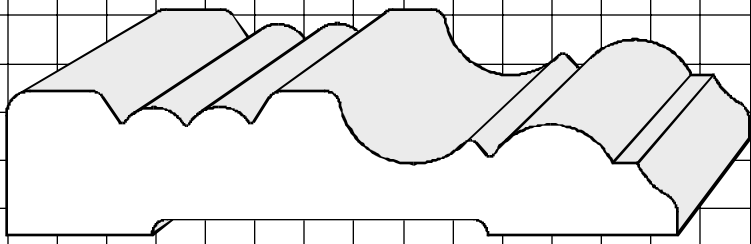
These moldings require a back relief knife.
Many of our casing knives are available as open-ended knives.



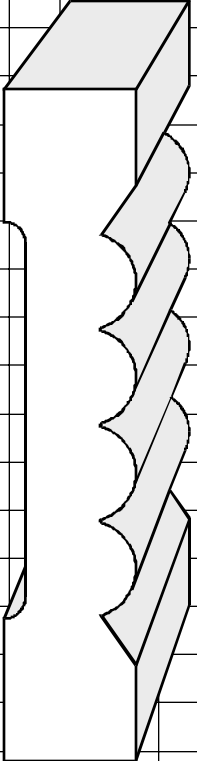
WM2008
3/4" X 4-1/4"




WM2011
3" x 1/2"



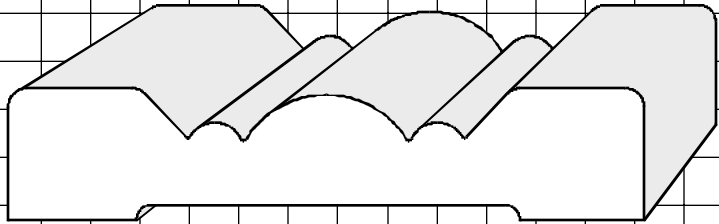
WM2012
3-1/2" x 3/4"



WM2009
11/16" X 3-1/2"



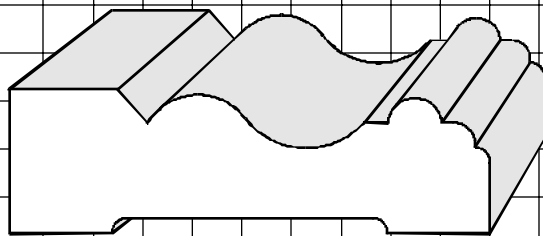
WM2013
3-9/16" x 3/4"



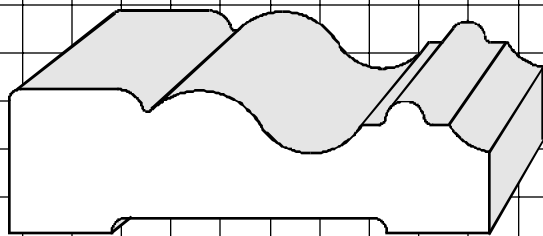
WM2014
3-5/16" x 5/8"

COLONIAL CASINGS

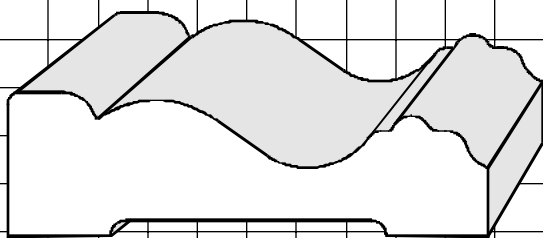
These moldings require a back relief knife.
Many of our casing knives are available as open-ended knives.



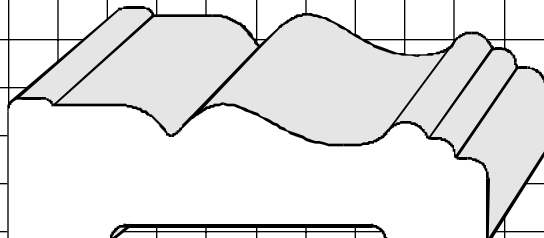
WM501
2-1/2" x 3/4"



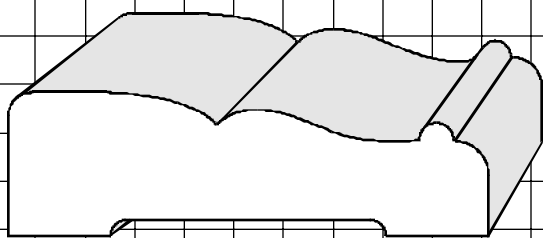
WM504
2-1/2" x 3/4"



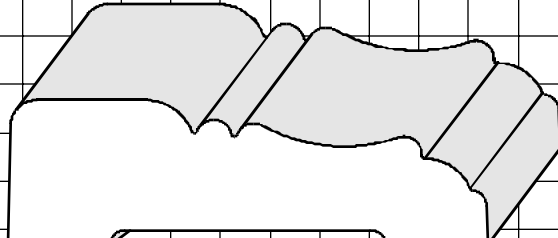
WM502
2-1/2" x 3/4"



WM506
2-1/2" x 3/4"



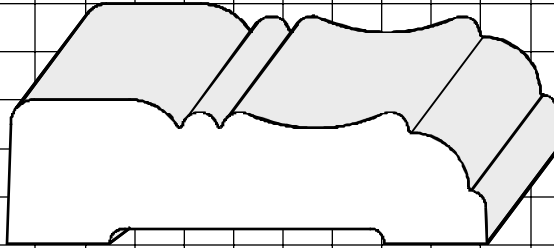
WM503
2-1/2" x 3/4"



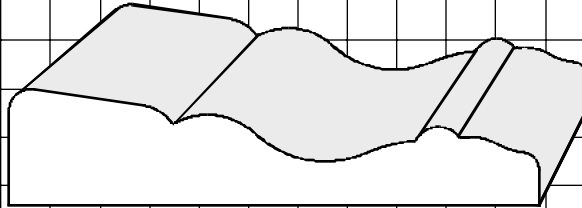
WM507
2-1/2" x 3/4"

COLONIAL CASINGS

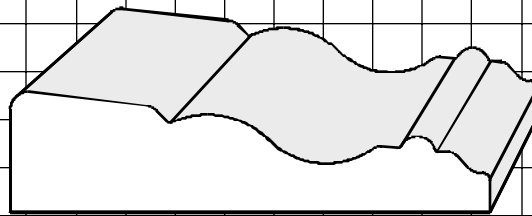
These moldings require a back relief knife.
Many of our casing knives are available as open-ended knives.



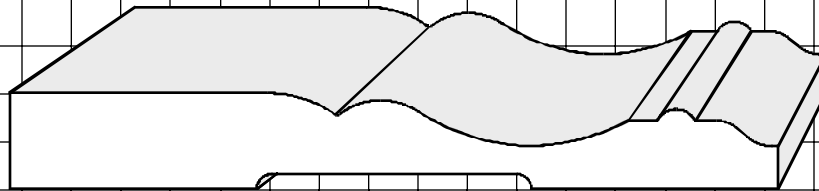
WM508
2-1/2" x 3/4"



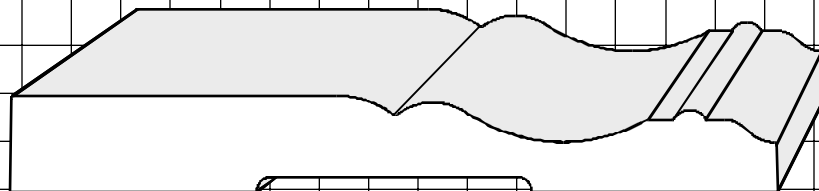
WM513
2-3/4" x 5/8"



WM514
2-1/2" x 5/8"



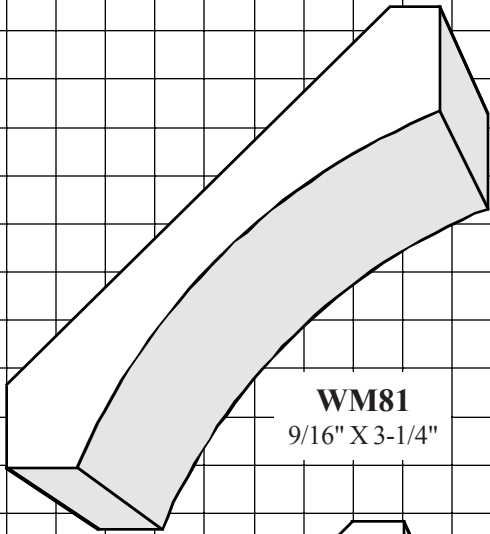
WM512
4" x 1/2"



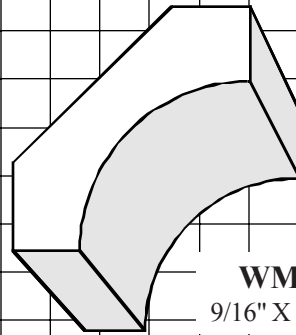
WM515
4" x 1/2"

COVES

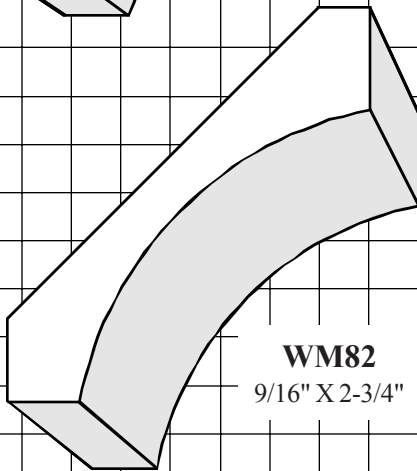
These moldings require both a top and bottom knife.



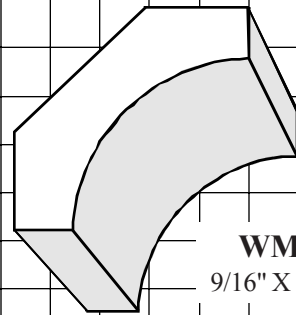
WM81
9/16" X 3-1/4"



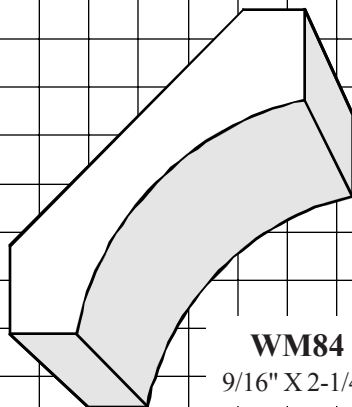
WM85
9/16" X 1-3/4"




WM82
9/16" X 2-3/4"



WM86
9/16" X 1-5/8"



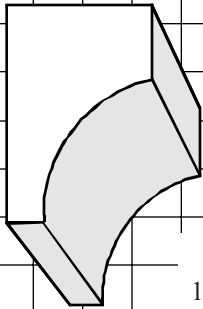
WM84
9/16" X 2-1/4"



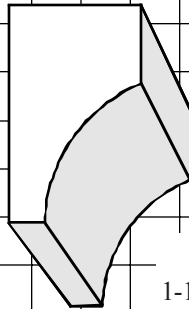
WM89
9/16" X 2"

COVES

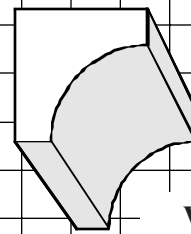
Recommend using 2-up knife to accomplish these moldings.



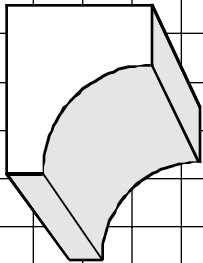
WM90
1-1/8" X 3/4"



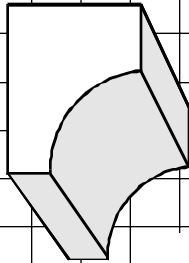
WM94
1-1/8" X 11/16"



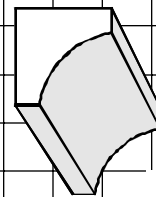
WM100
11/16" X 11/16"



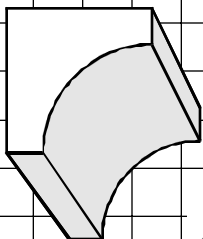
WM92
7/8" X 3/4"



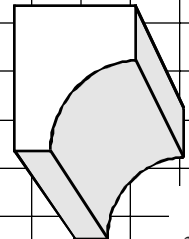
WM95
7/8" X 11/16"



WM101
1/2" X 1/2"

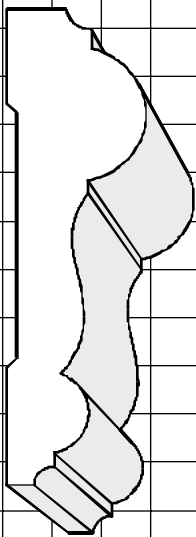


WM93
3/4" X 3/4"

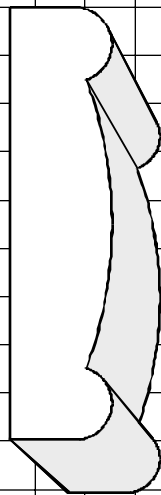


WM96
3/4" X 5/8"

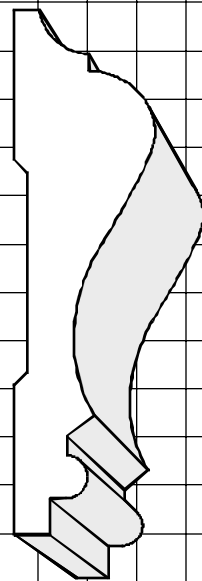
CHAIR RAILS



WM298
11/16" X 2-1/2"



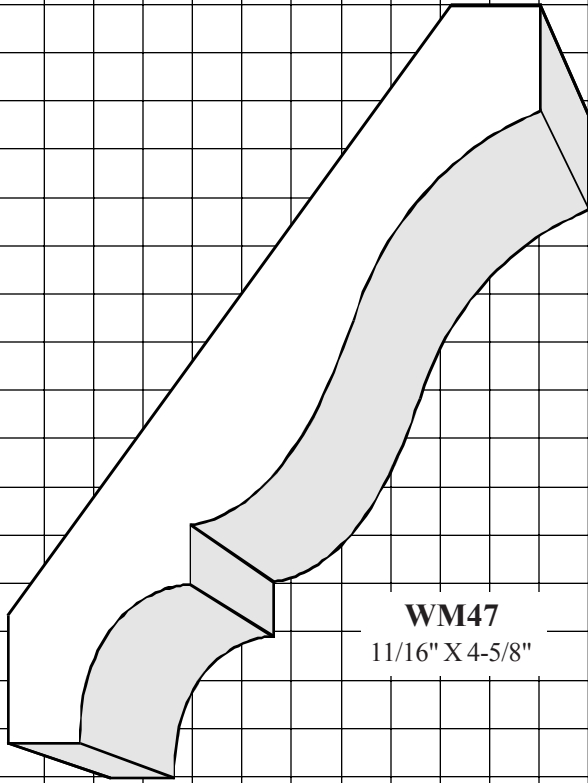
WM304
1/2" X 2-1/4"



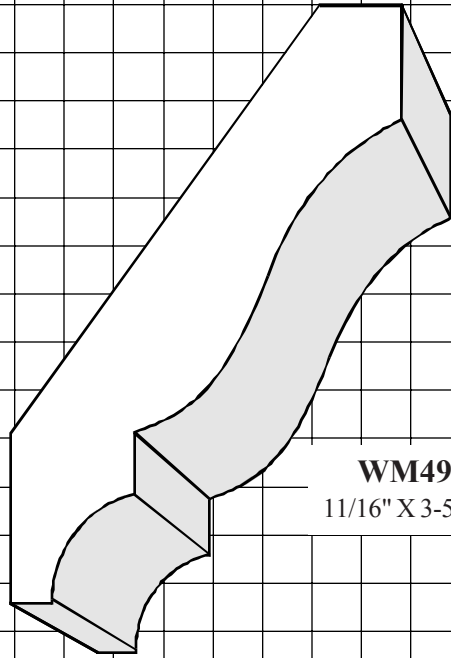
WM390
11/16" X 2-5/8"

CROWN MOLDINGS

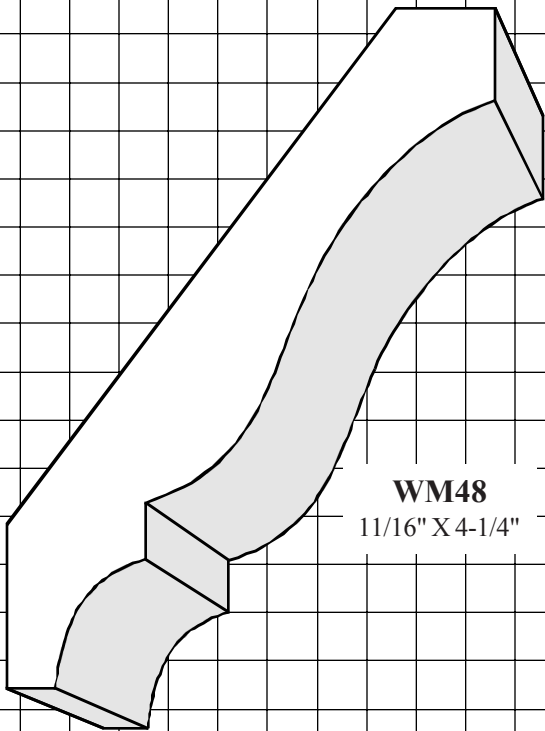
These moldings require both a top and bottom knife.



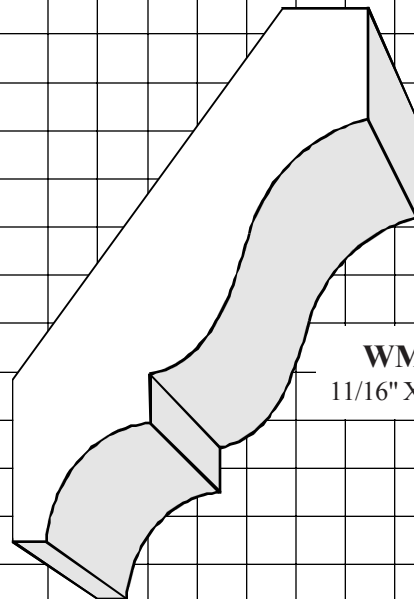
WM47
11/16" X 4-5/8"



WM49
11/16" X 3-5/8"



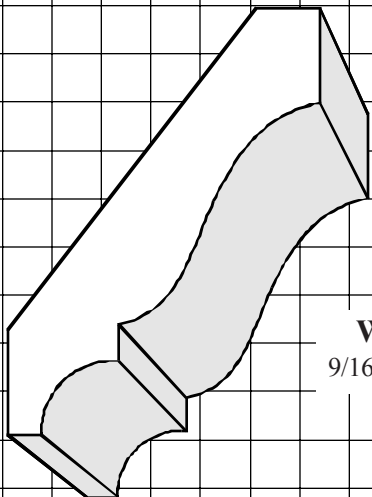
WM48
11/16" X 4-1/4"



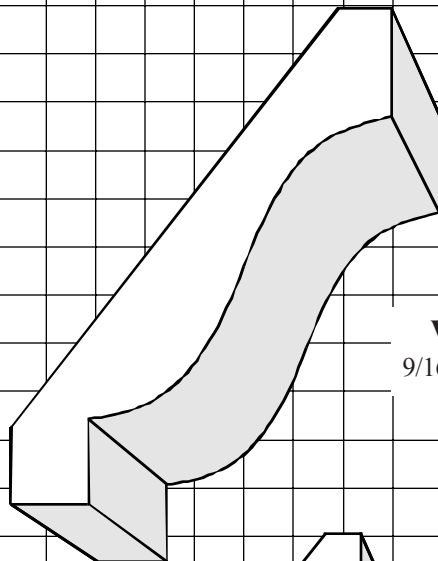
WM51
11/16" X 3-1/4"

CROWN MOLDINGS

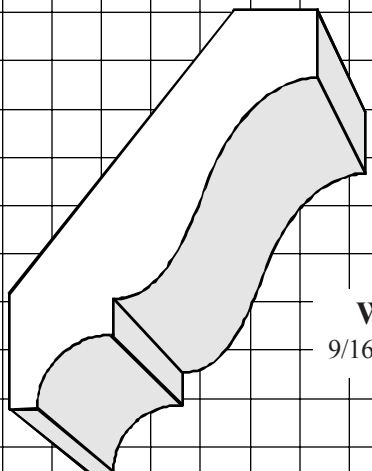
These moldings require both a top and bottom knife.



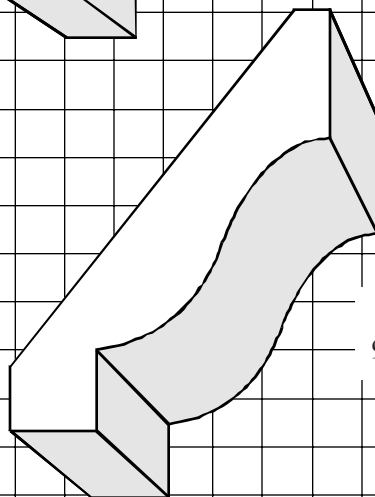
WM52
9/16" X 2-3/4"



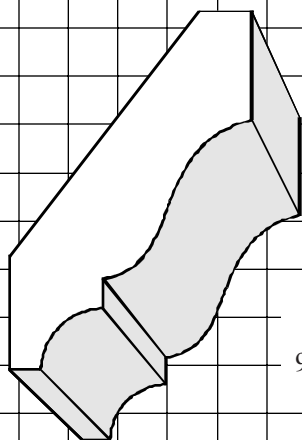
WM57
9/16" X 3-1/4"



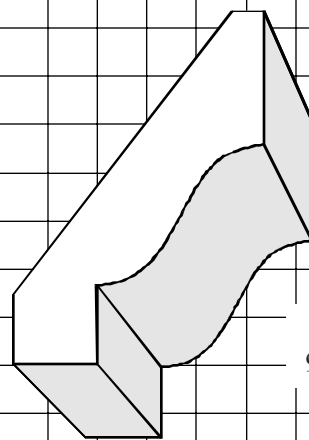
WM53
9/16" X 2-5/8"



WM58
9/16" X 2-3/4"



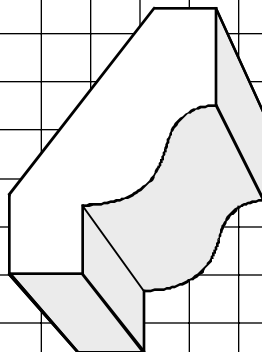
WM54
9/16" X 2-1/4"



WM59
9/16" X 2-1/4"

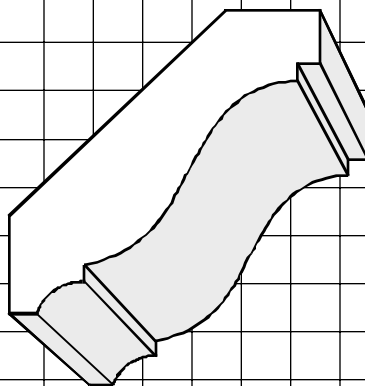
CROWN MOLDINGS

These moldings require both a top and bottom knife.



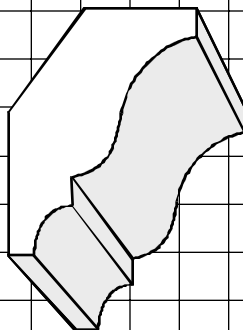
WM60

9/16" X 1-3/4"



WM67

9/16" X 2-1/4"

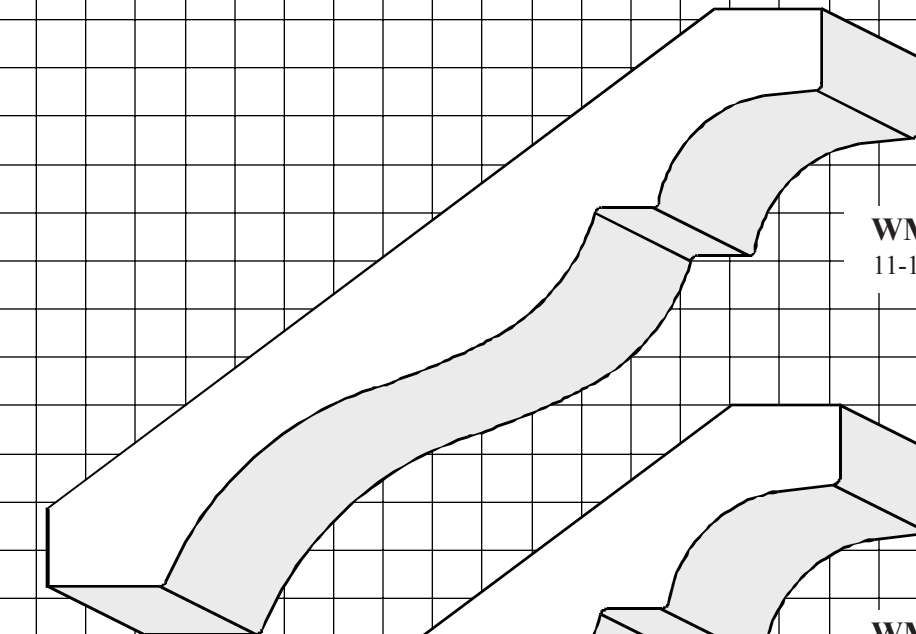


WM68

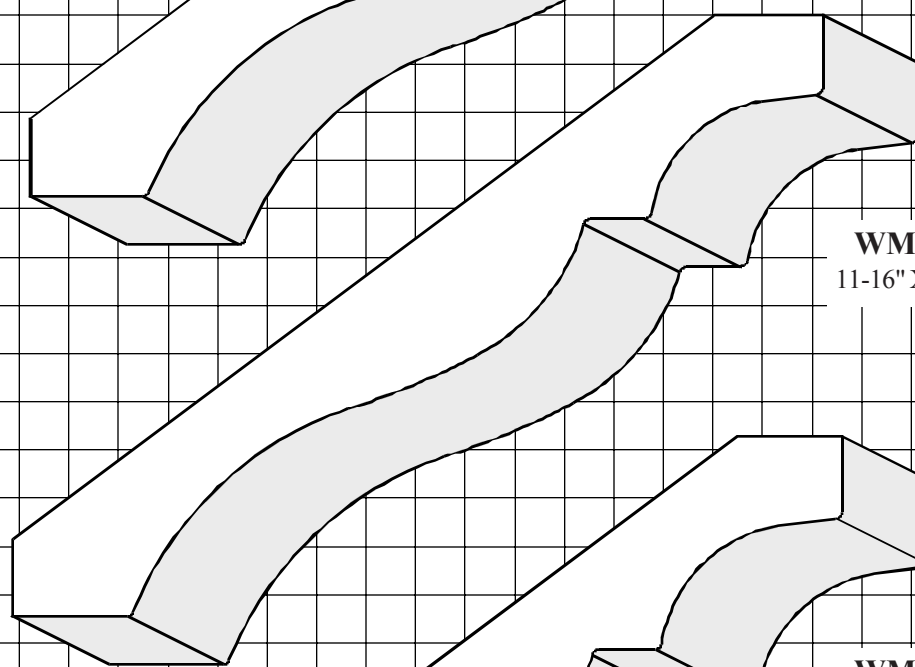
9/16" X 1-5/8"

CROWN MOLDINGS

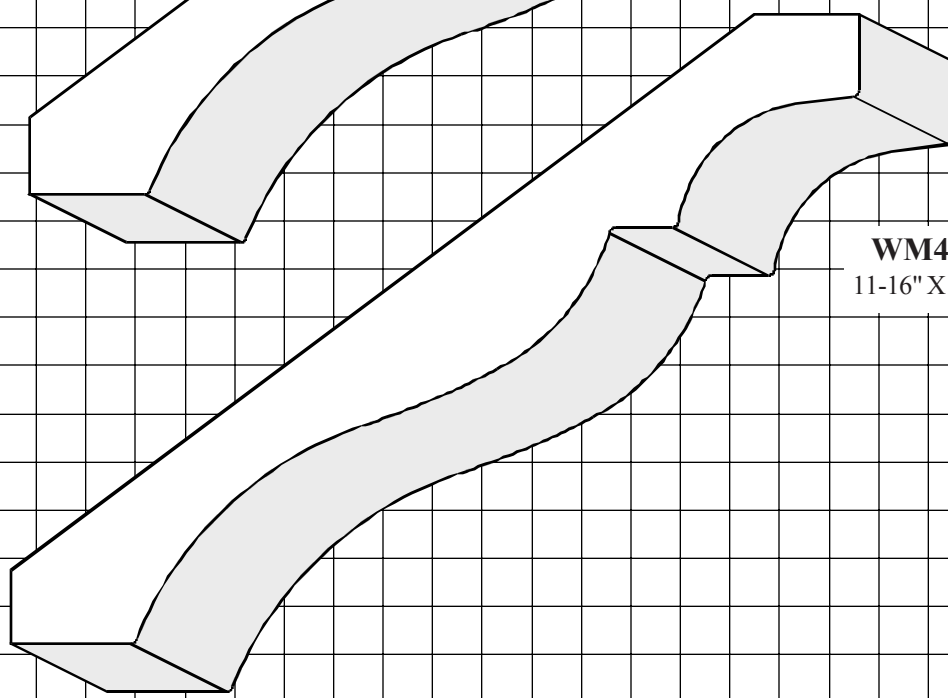
These moldings require both a top and bottom knife.



WM4020
11-16" X 5"



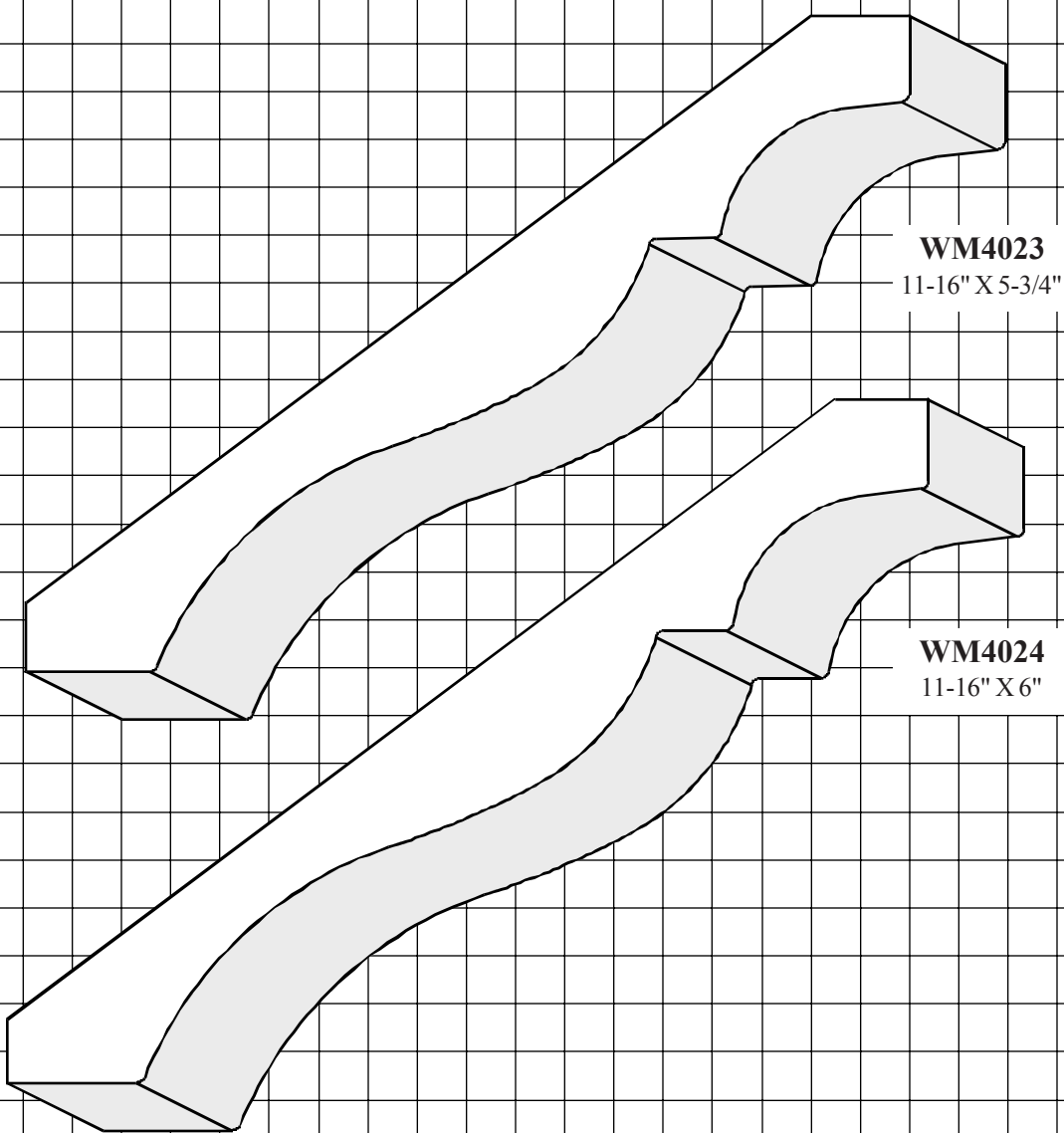
WM4021
11-16" X 5-1/4"



WM4022
11-16" X 5-1/2"

CROWN MOLDINGS

These moldings require both a top and bottom knife.



WM4023

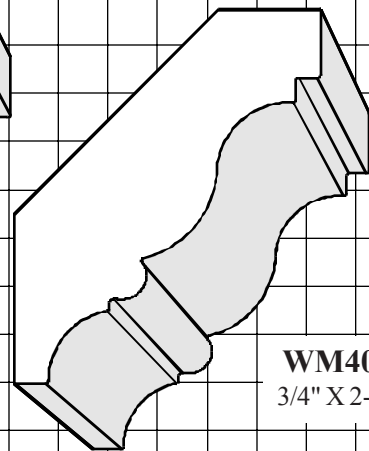
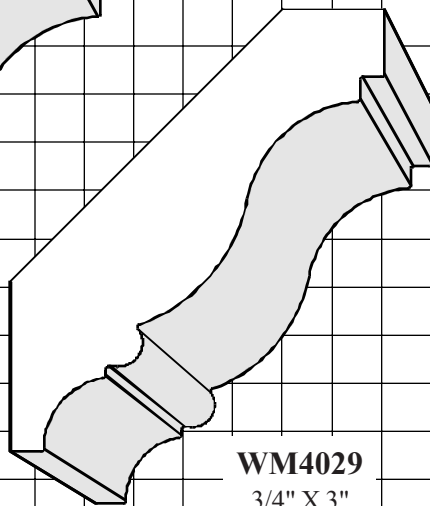
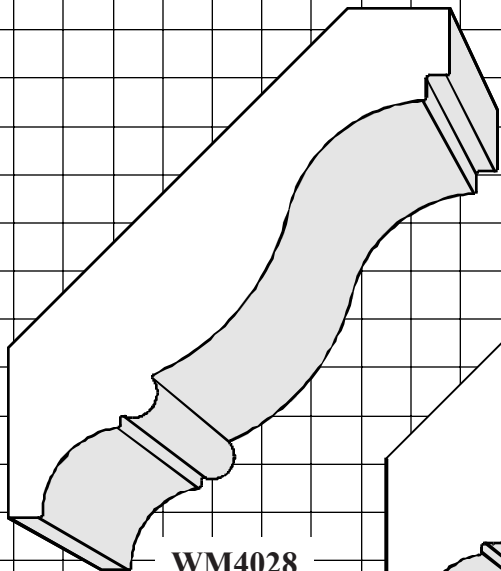
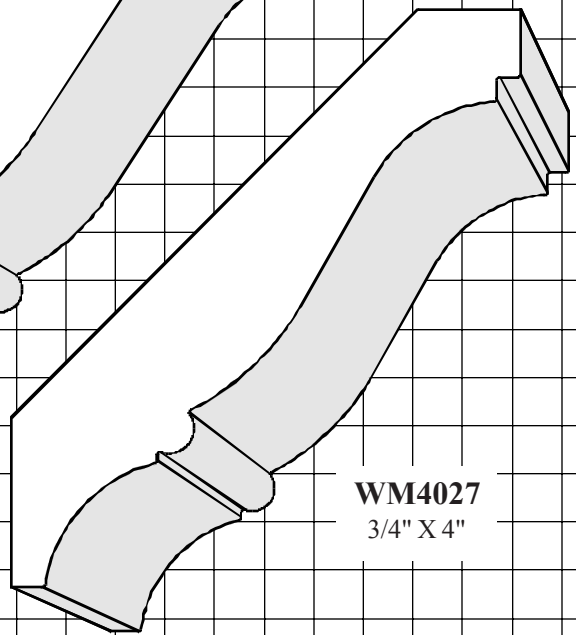
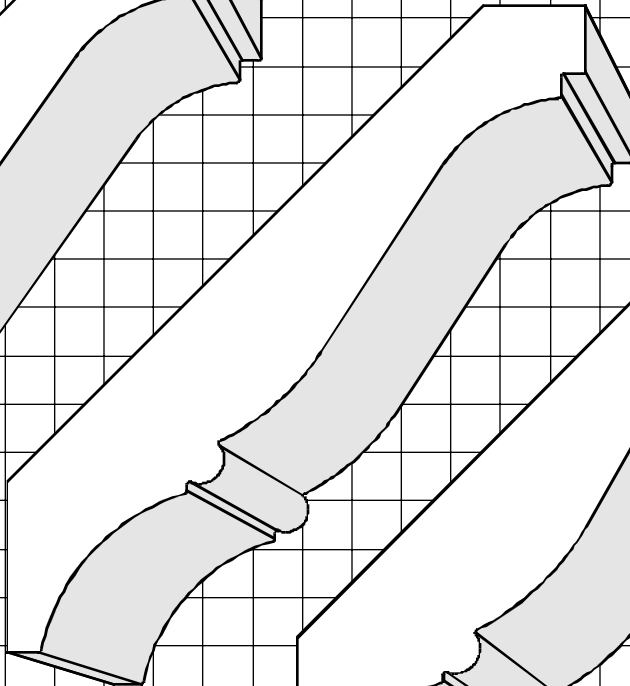
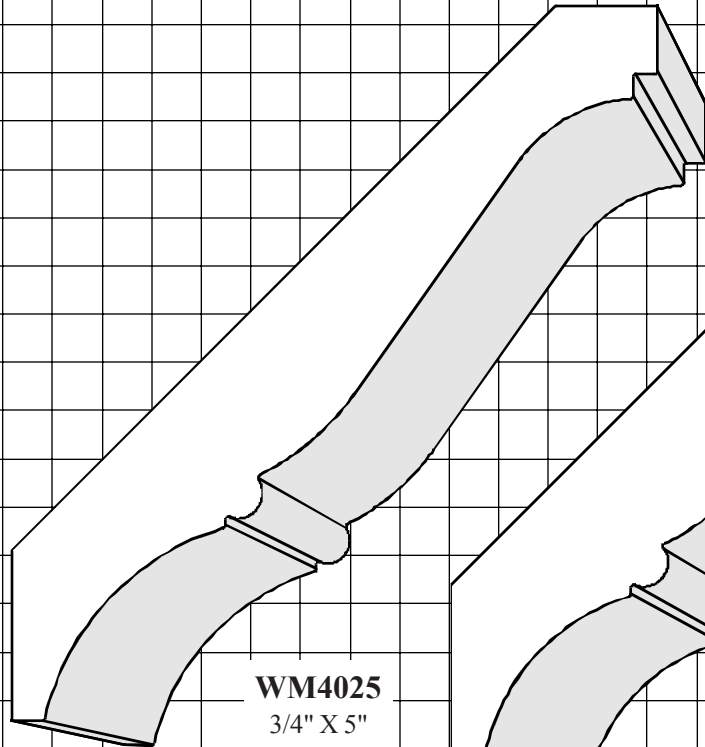
11-16" X 5-3/4"

WM4024

11-16" X 6"

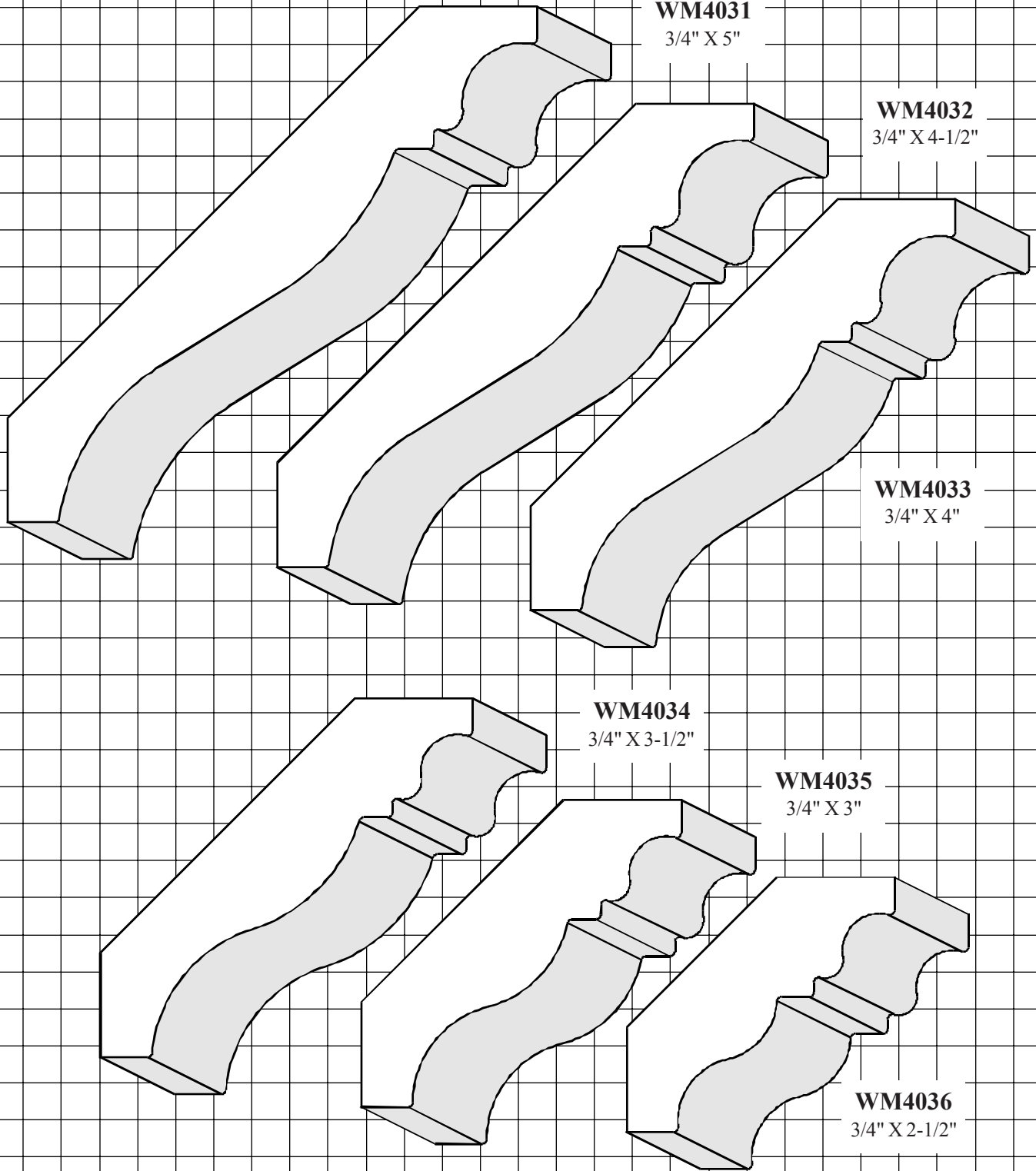
CROWN MOLDINGS

These moldings require both a top and bottom knife.



CROWN MOLDINGS

These moldings require both a top and bottom knife.



WM4031
3/4" X 5"

WM4032
3/4" X 4-1/2"

WM4033
3/4" X 4"

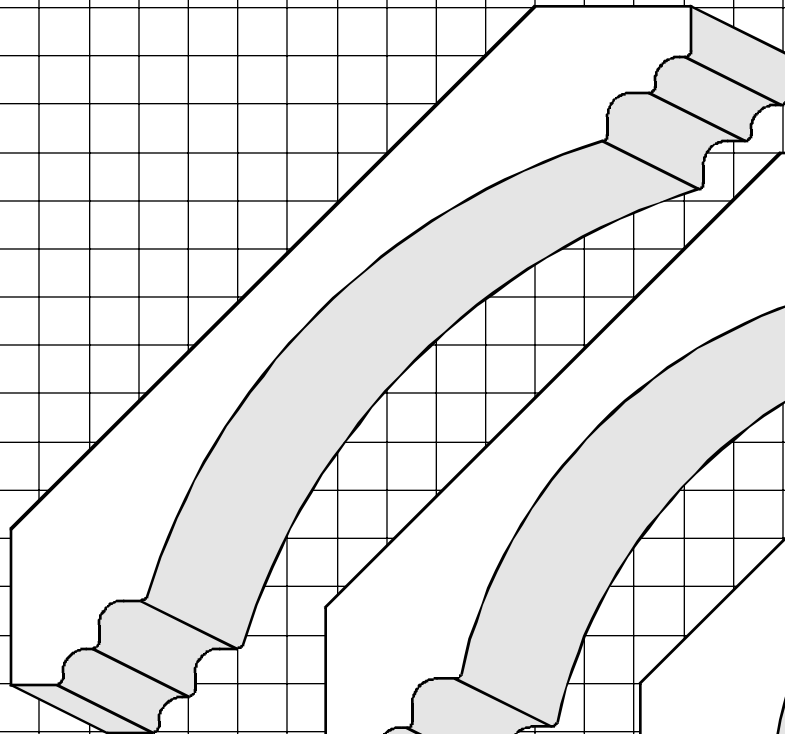
WM4034
3/4" X 3-1/2"

WM4035
3/4" X 3"

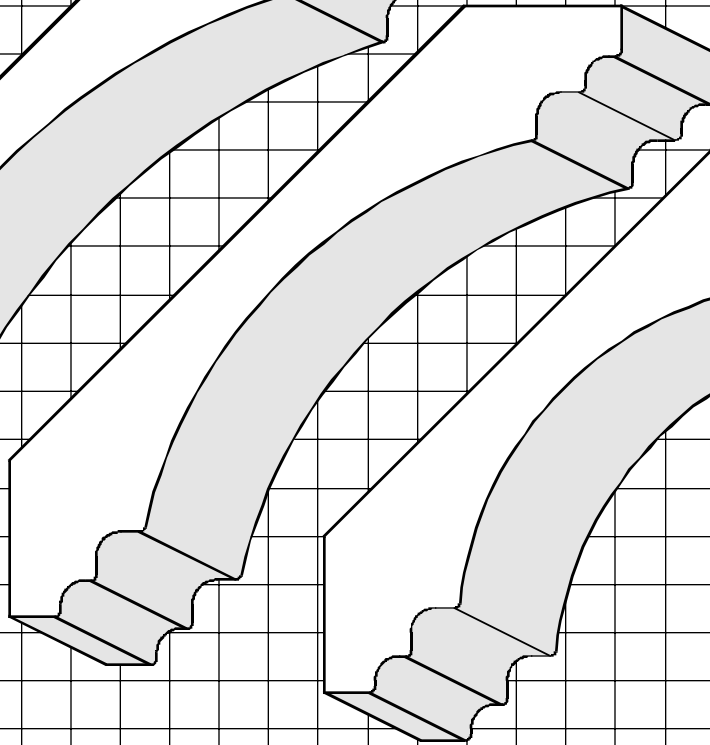
WM4036
3/4" X 2-1/2"

CROWN MOLDINGS

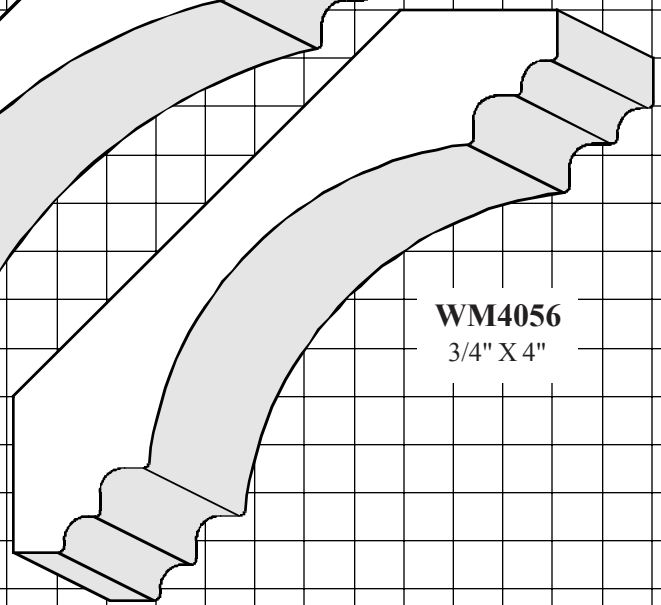
These moldings require both a top and bottom knife.



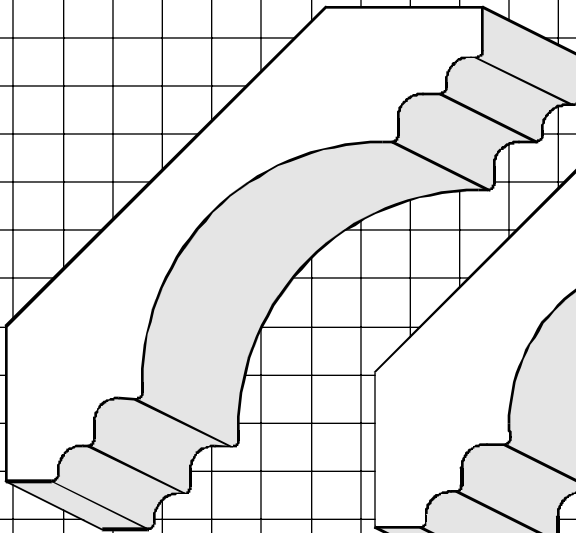
WM4054
3/4" X 5"



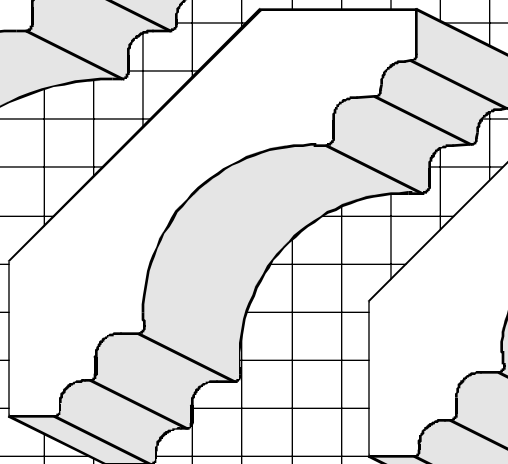
WM4055
3/4" X 4-1/2"



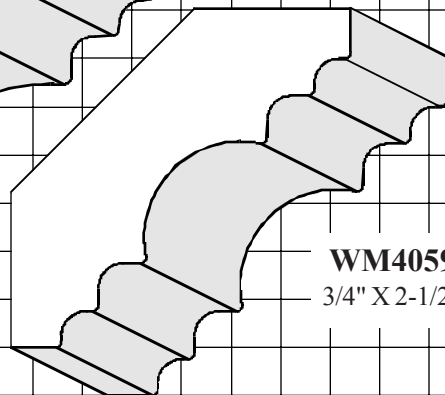
WM4056
3/4" X 4"



WM4057
3/4" X 3-1/2"



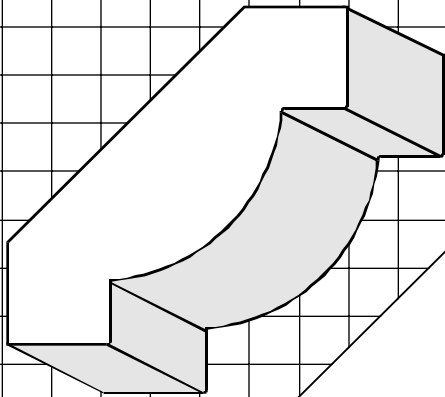
WM4058
3/4" X 3"



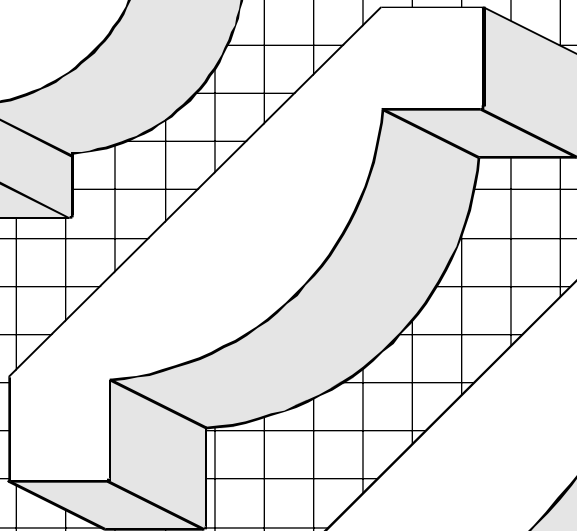
WM4059
3/4" X 2-1/2"

CROWN MOLDINGS

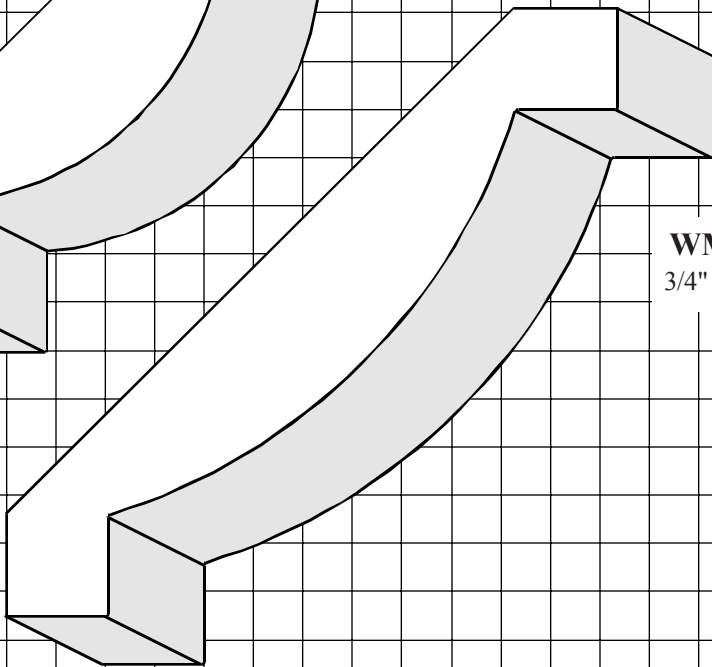
These moldings require both a top and bottom knife.



WM4060
3/4" X 2-1/2"



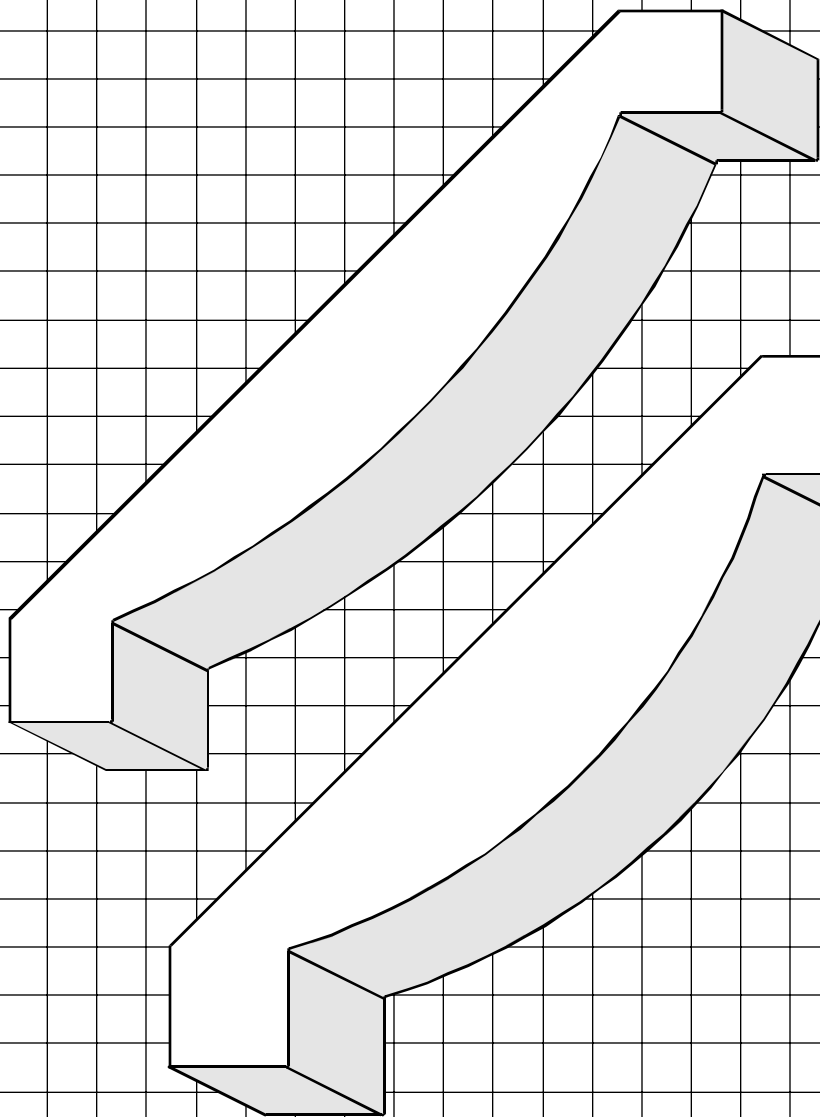
WM4061
3/4" X 3-1/2"



WM4062
3/4" X 4-1/2"

CROWN MOLDINGS

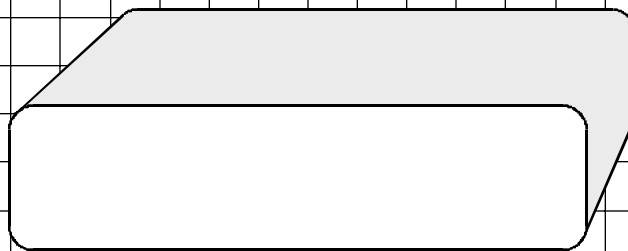
These moldings require both a top and bottom knife.



WM4063
3/4" X 5-1/4"

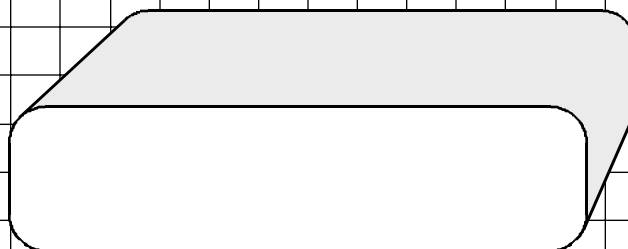
WM4064
7/8" X 5-1/4"

DECKING



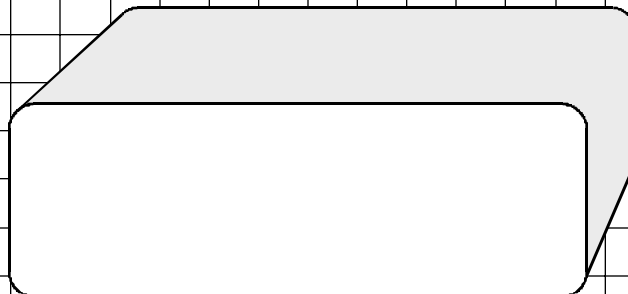
EE001

3/4" with 1/8" radius



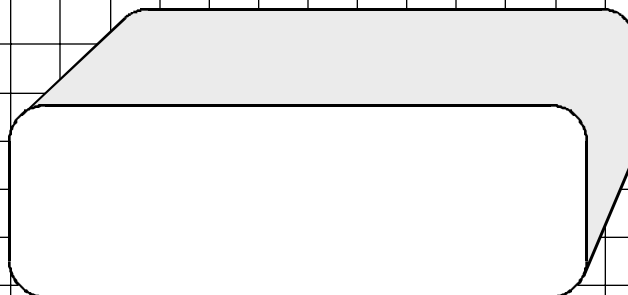
EE002

3/4" with 3/16" radius



EE003

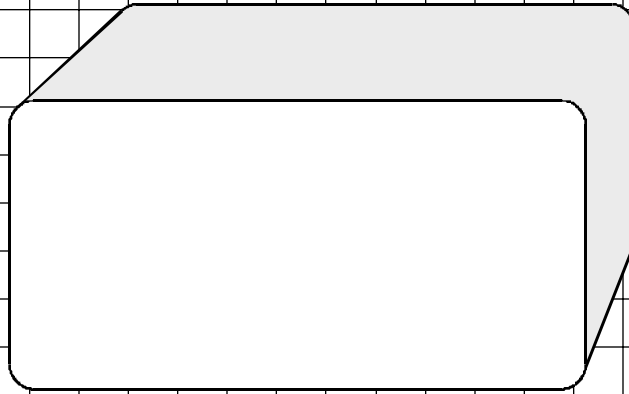
1" with 1/8" radius



EE004

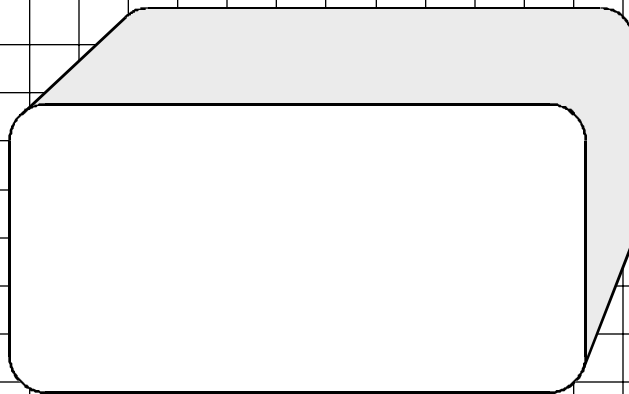
1" with 3/16" radius

DECKING



EE005

1-1/2" with 1/8" radius

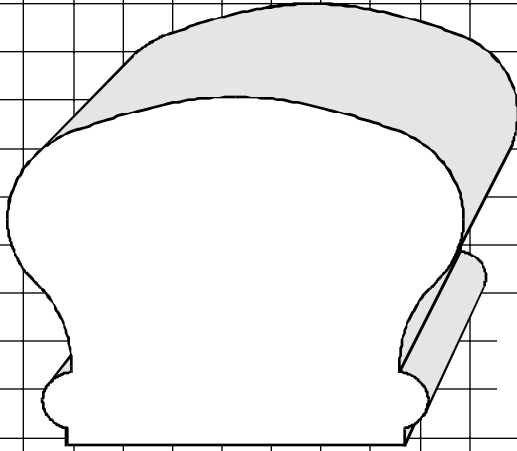


EE006

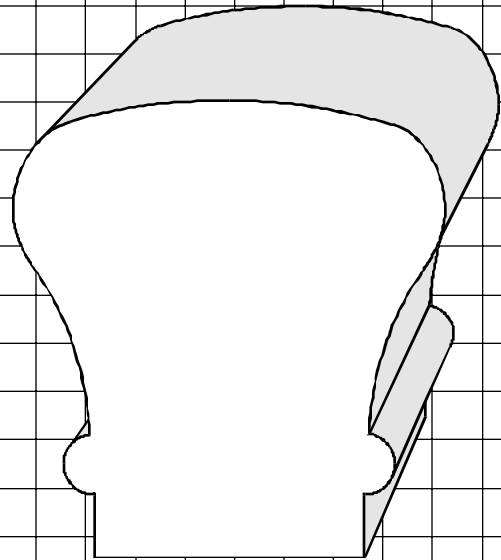
1-1/2" with 3/16" radius

HAND RAILS

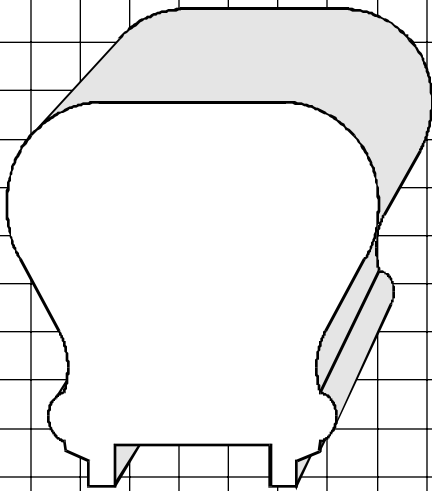
2 cuts using the same knife are required to accomplish these moldings.
Rabbit and Tray knives are sold separately.



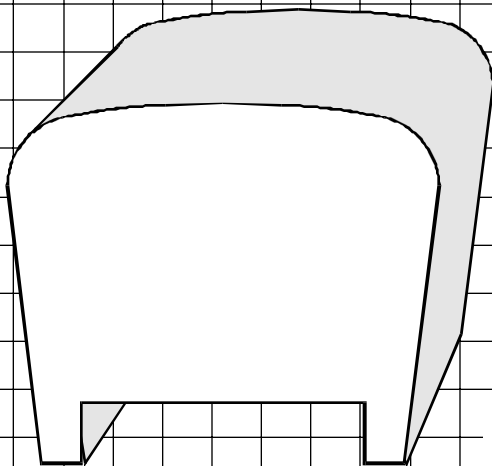
WM1000
2-3/8" X 1-13/16"



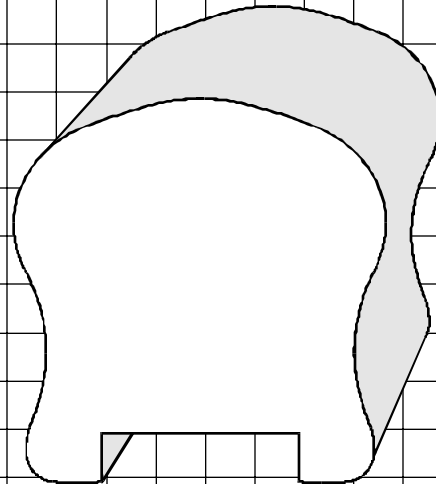
WM1003
2-1/4" X 2-3/8"



WM1001
1-15/16" X 2"



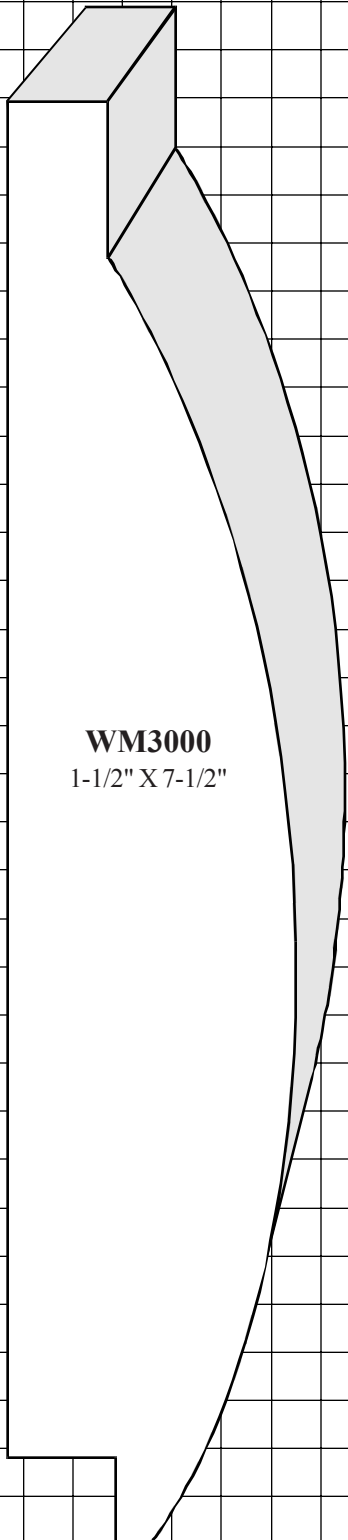
WM1002
2-1/4" X 1-7/8"



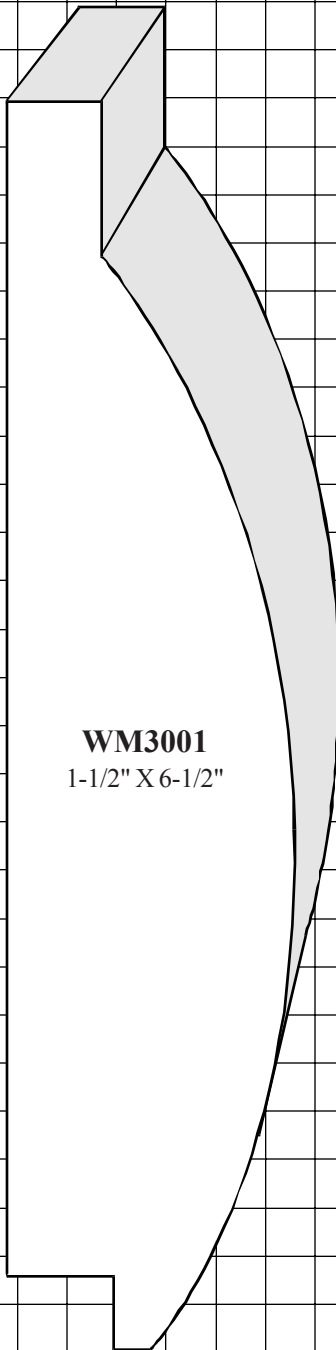
WM1004
1-15/16" X 2"

LOG CABIN SIDING

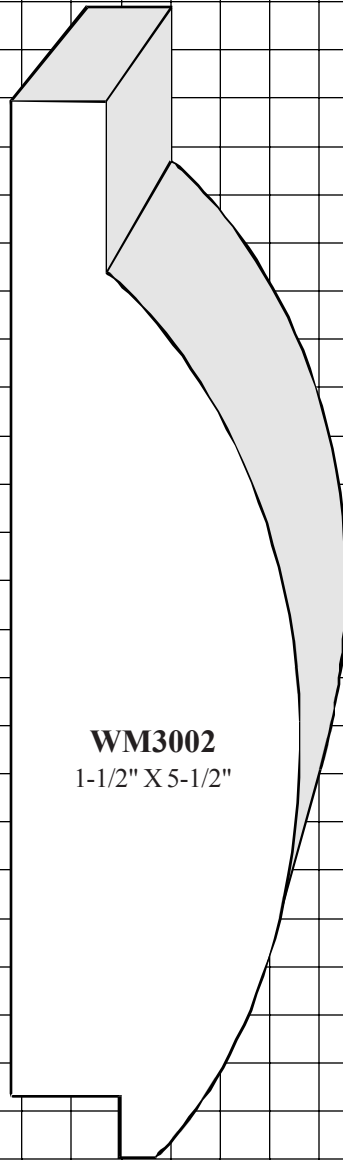
A matched set of 3 open-ended knives must be used for the top profile.
Rabbit knives are sold separately.



WM3000
1-1/2" X 7-1/2"



WM3001
1-1/2" X 6-1/2"

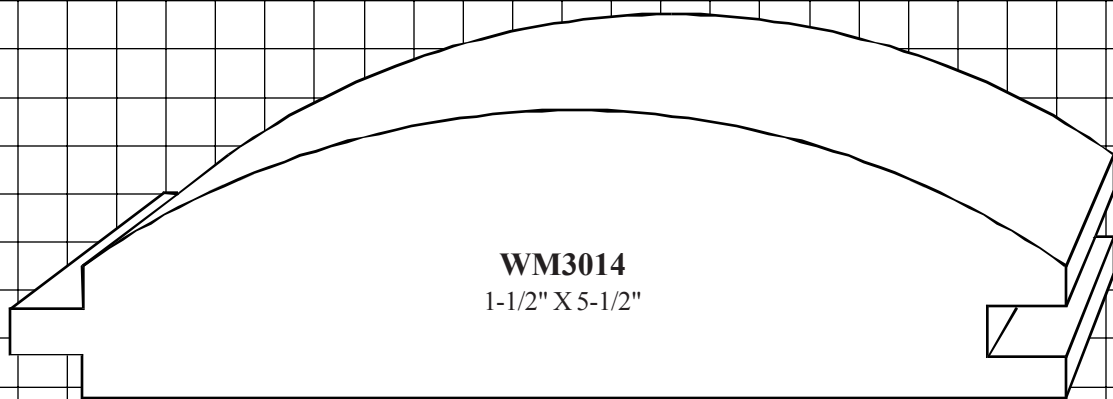
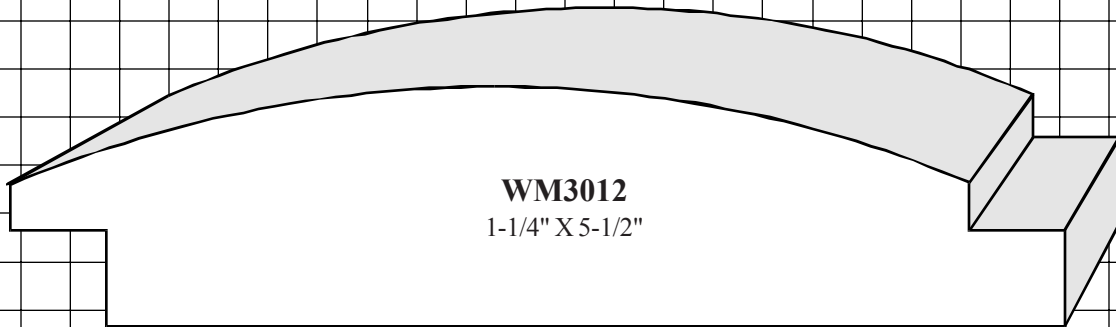


WM3002
1-1/2" X 5-1/2"

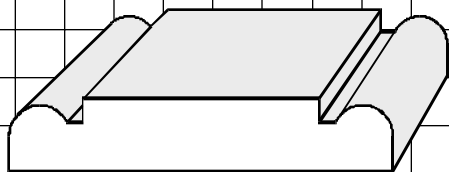
For more information about manufacturing
Log Cabin Siding please see page 86.

LOG CABIN SIDING

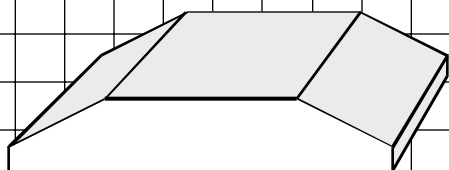
A matched set of 3 open-ended knives must be used for the top profile.
Rabbit knives are sold separately.




PANEL STRIPS / MULLION CASINGS



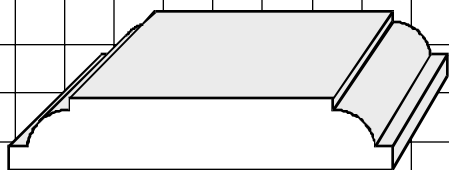
WM955 3/8" X 2-1/4"
WM956 3/8" X 2" (Illus.)
WM957 3/8" X 1-3/4"



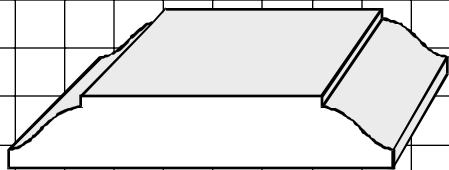
WM965 3/8" X 2-1/4"
WM967 3/8" X 2" (Illus.)
WM968 3/8" X 1-3/4"



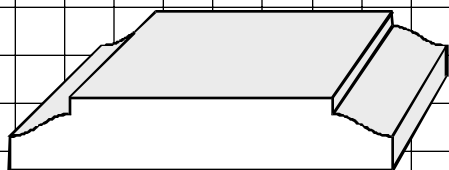
WM970 3/8" X 2-1/4"
WM972 3/8" X 2" (Illus.)
WM973 3/8" X 1-3/4"



WM975 3/8" X 2-1/4"
WM977 3/8" X 2" (Illus.)
WM978 3/8" X 1-3/4"

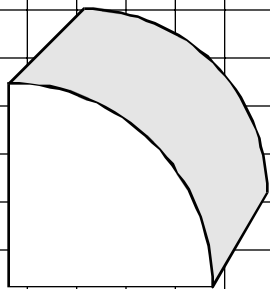


WM980 3/8" X 2-1/4"
WM982 3/8" X 2" (Illus.)
WM983 3/8" X 1-3/4"

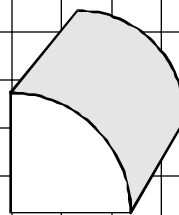


WM985 3/8" X 2-1/4"
WM987 3/8" X 2" (Illus.)
WM988 3/8" X 1-3/4"

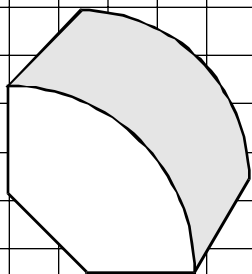
QUARTER ROUNDS



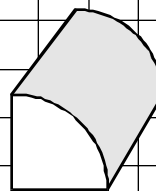
WM103
1-1/16" X 1-1/16"



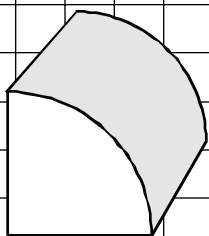
WM107
5/8" X 5/8"



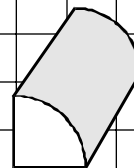
WM104
11/16" X 1-3/8"



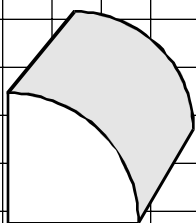
WM108
1/2" X 1/2"



WM105
3/4" X 3/4"



WM109
3/8" X 3/8"



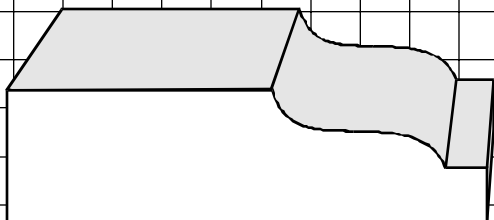
WM106
11/16" X 11/16"



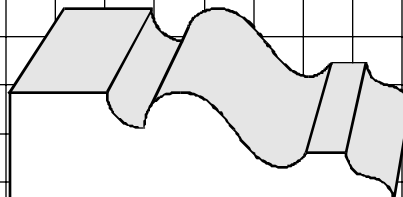
WM110
1/4" X 1/4"

SHINGLE / PANEL MOLDINGS

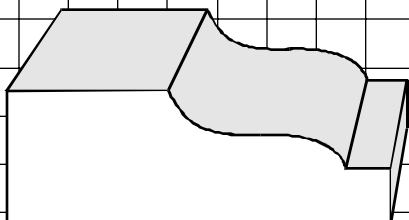
Open-ended knives are available for these profiles.



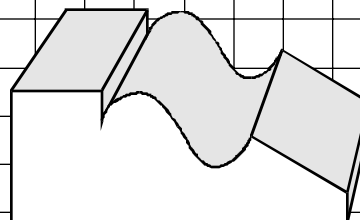
WM207
11/16" X 2-1/2"



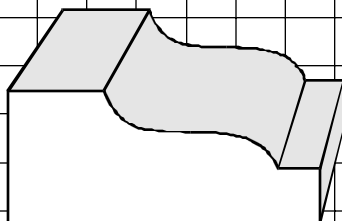
WM213
9/16" X 2"



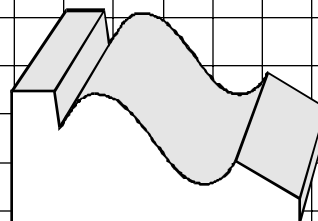
WM209
11/16" X 2"



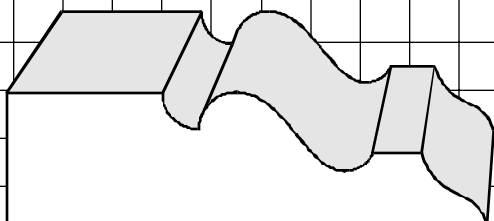
WM217
11/16" X 1-3/4"



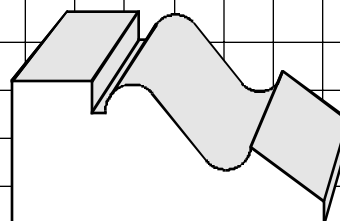
WM210
11/16" X 1-5/8"



WM218
11/16" X 1-1/2"



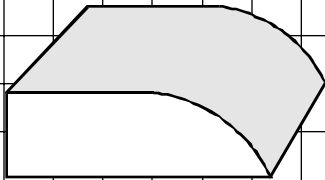
WM212
11/16" X 2-1/2"



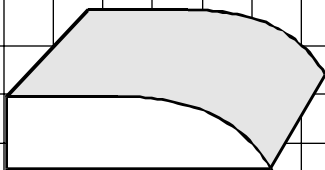
MK0042
3/4" X 1-5/8"

Open-ended knives are available for some of these profiles.

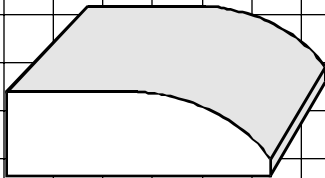
STOPS



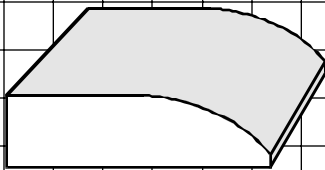
- WM813** 7/16" X 2-1/4"
- WM814** 7/16" X 1-3/4"
- WM815** 7/16" X 1-5/8"
- WM816** 7/16" X 1-3/8" (Illus.)
- WM817** 7/16" X 1-1/4"
- WM818** 7/16" X 1-1/8"
- WM820** 7/16" X 7/8"



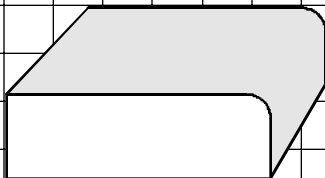
- WM823** 3/8" X 2-1/4"
- WM824** 3/8" X 1-3/4"
- WM825** 3/8" X 1-5/8"
- WM826** 3/8" X 1-3/8" (Illus.)
- WM827** 3/8" X 1-1/4"
- WM828** 3/8" X 1-1/8"
- WM830** 3/8" X 7/8"
- WM831** 3/8" X 3/4"



- WM843** 7/16" X 2-1/4"
- WM844** 7/16" X 1-3/4"
- WM845** 7/16" X 1-5/8"
- WM846** 7/16" X 1-3/8" (Illus.)
- WM847** 7/16" X 1-1/4"
- WM848** 7/16" X 1-1/8"
- WM850** 7/16" X 7/8"
- WM851** 7/16" X 3/4"

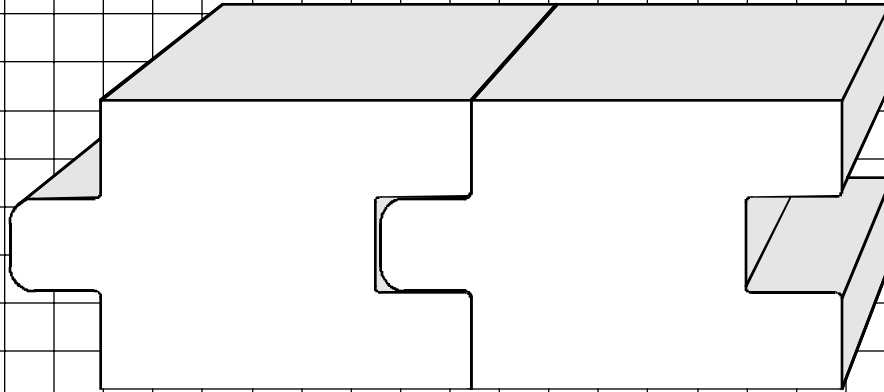


- WM853** 3/8" X 2-1/4"
- WM854** 3/8" X 1-3/4"
- WM855** 3/8" X 1-5/8"
- WM856** 3/8" X 1-3/8" (Illus.)
- WM857** 3/8" X 1-1/4"
- WM858** 3/8" X 1-1/8"
- WM860** 3/8" X 7/8"
- WM861** 3/8" X 3/4"

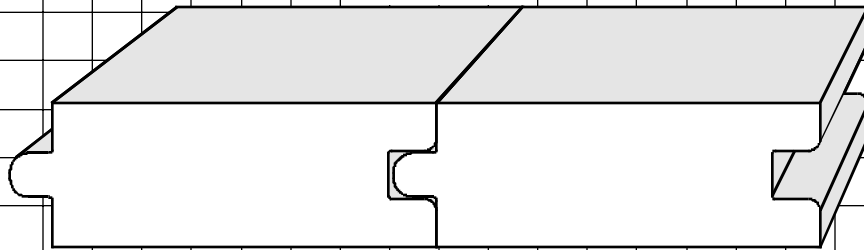


- WM873** 7/16" X 2-1/4"
- WM874** 7/16" X 1-3/4"
- WM875** 7/16" X 1-5/8"
- WM876** 7/16" X 1-3/8" (Illus.)
- WM877** 7/16" X 1-1/4"
- WM878** 7/16" X 1-1/8"
- WM880** 7/16" X 7/8"
- WM881** 7/16" X 3/4"

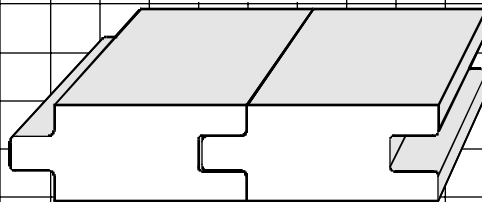
TONGUE AND GROOVE - STANDARD



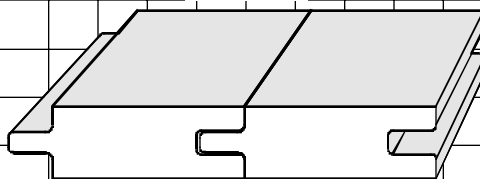
CK389
1-1/2"



CK388
3/4"

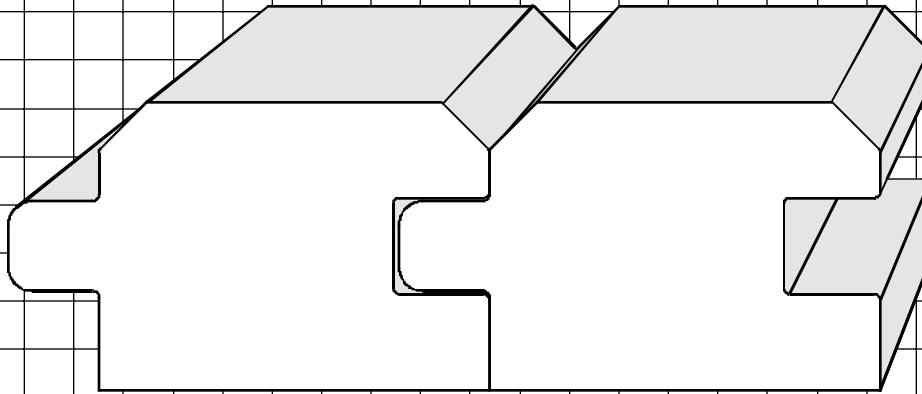


CK386
1/2"

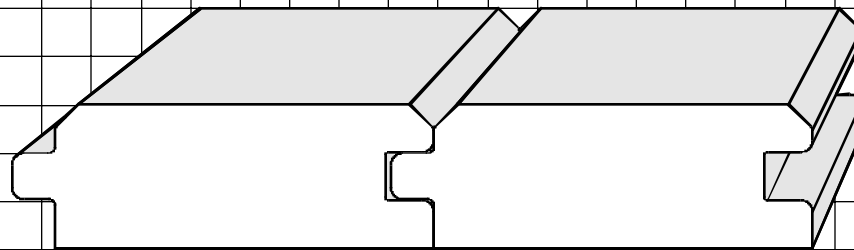


CK385
3/8"

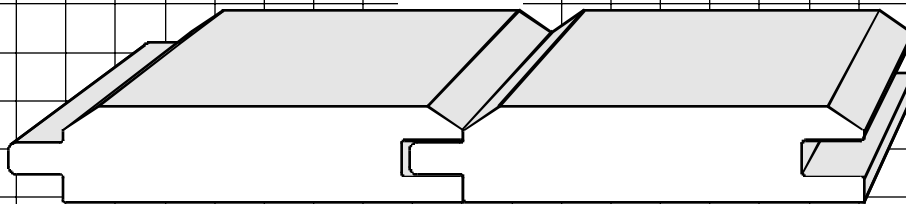
TONGUE AND GROOVE - V-JOINT



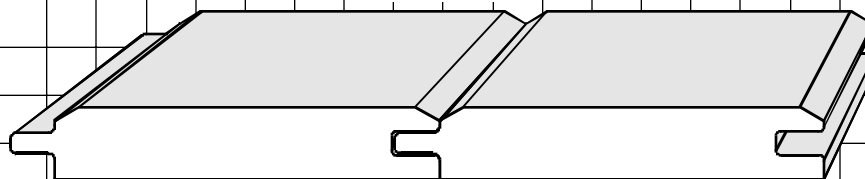
CK389V
1-1/2"



CK388V
3/4"

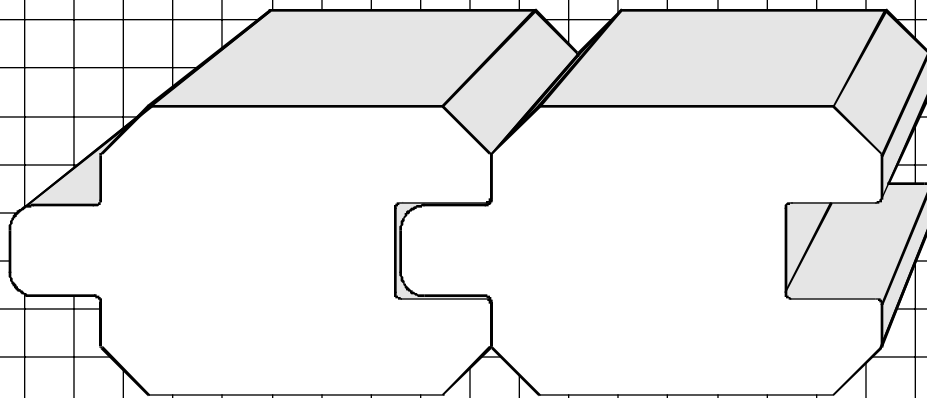


CK386V
1/2"



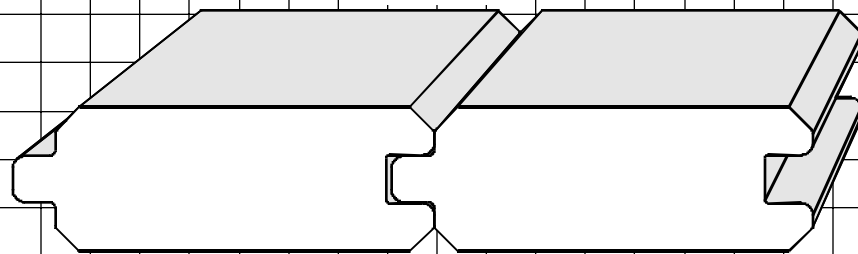
CK385V
3/8"

TONGUE AND GROOVE - DOUBLE V-JOINT



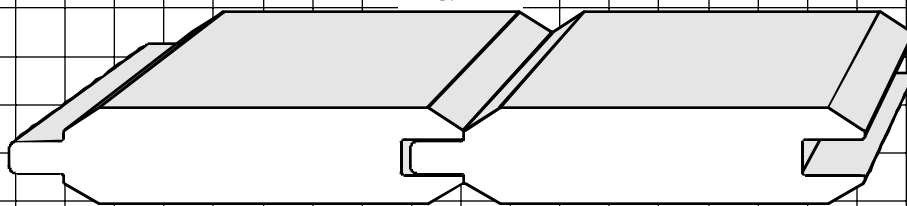
CK389DV

1-1/2"



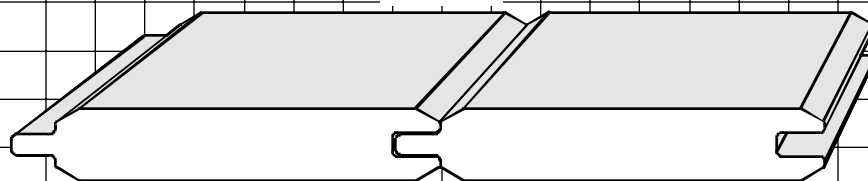
CK388DV

3/4"



CK386DV

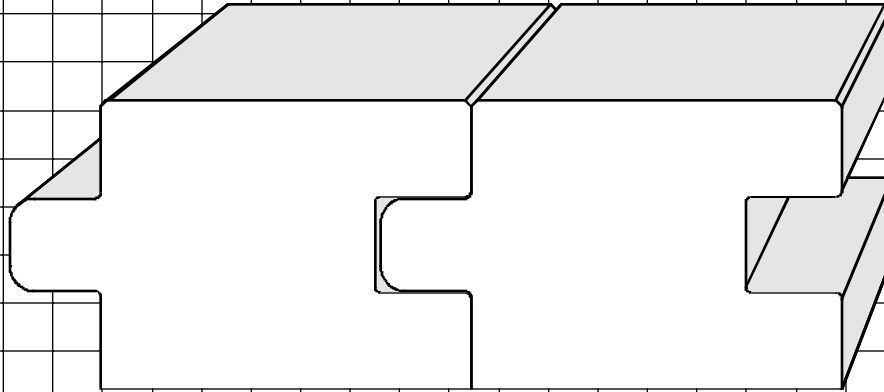
1/2"



CK385DV

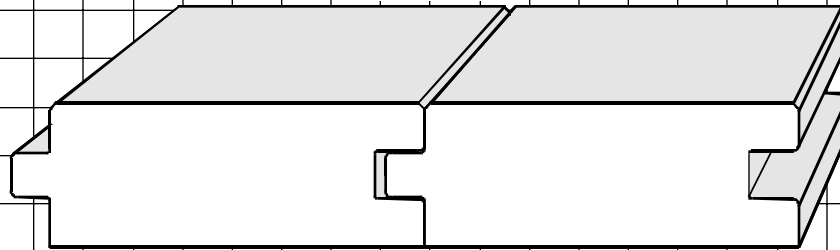
3/8"

TONGUE AND GROOVE - MICRO V-JOINT



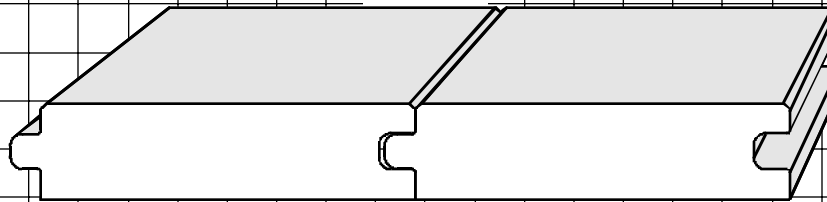
CK389MV

1-1/2"



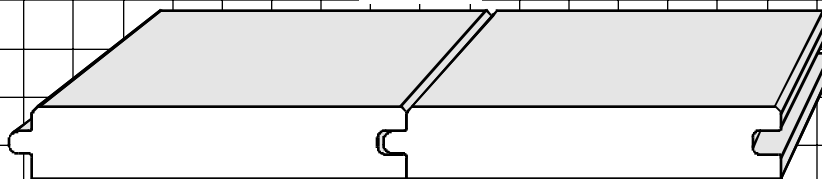
CK388MV

3/4"



CK386MV

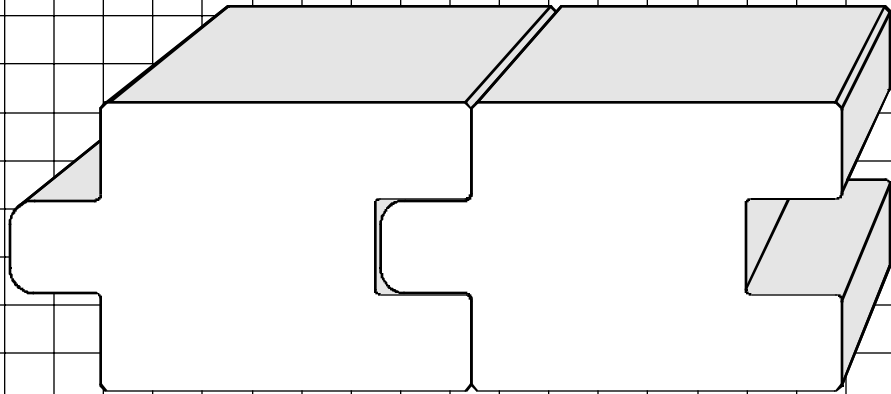
1/2"



CK385MV

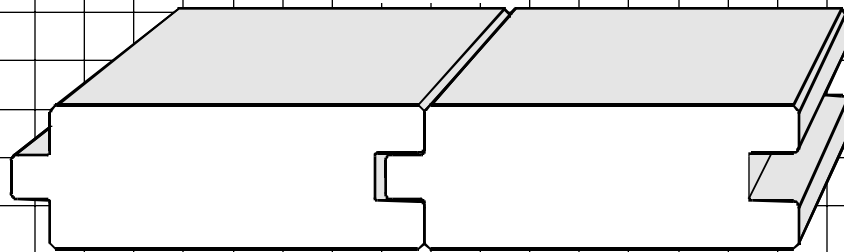
3/8"

TONGUE AND GROOVE - DOUBLE MICRO V-JOINT



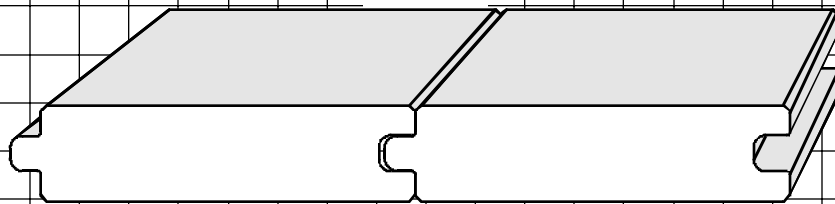
CK389DMV

1-1/2"



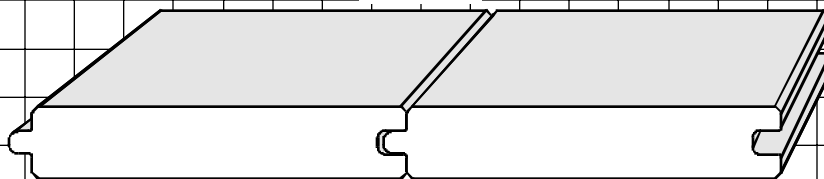
CK388DMV

3/4"



CK386DMV

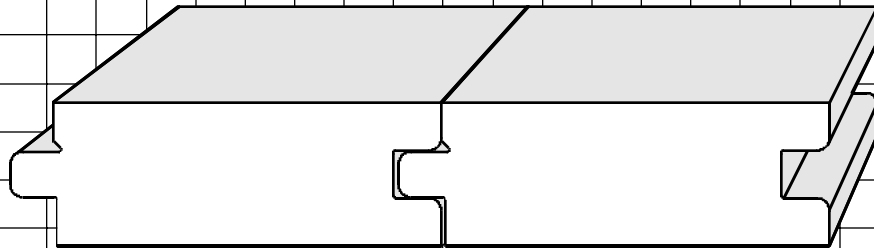
1/2"



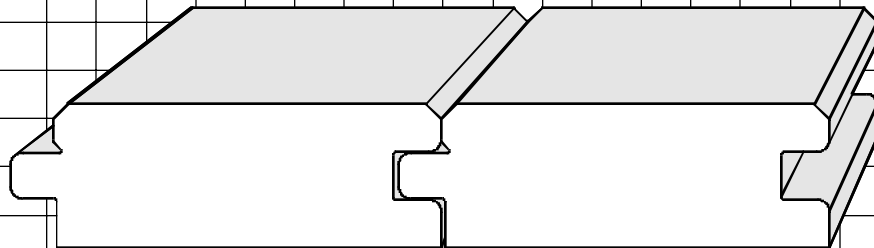
CK385DMV

3/8"

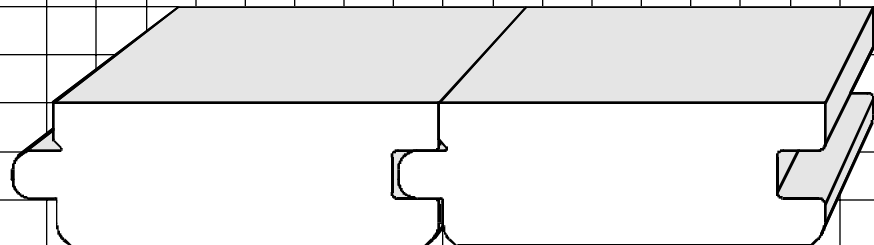
TONGUE AND GROOVE - FLOORING



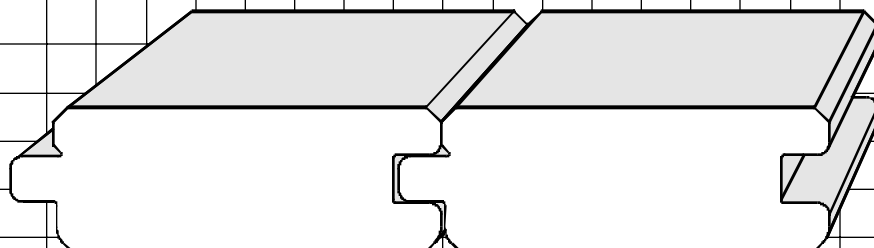
CK384A
3/4"



CK384B
3/4"



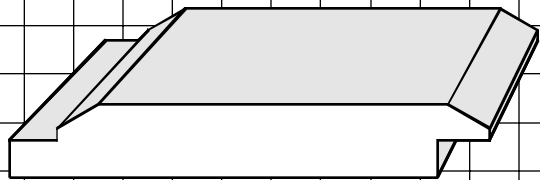
CK384C
3/4"



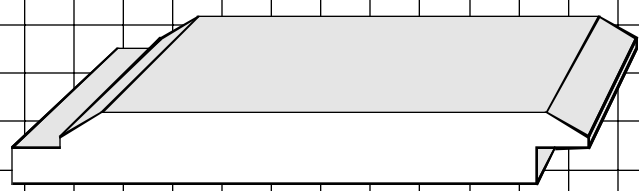
CK384D
3/4"

WAINSCOTTING


Rabbit knives are sold separately.



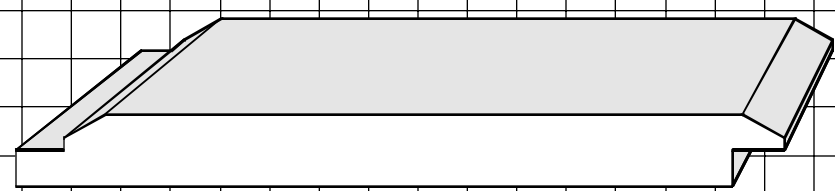
WM6000
3/8" X 2-1/2"



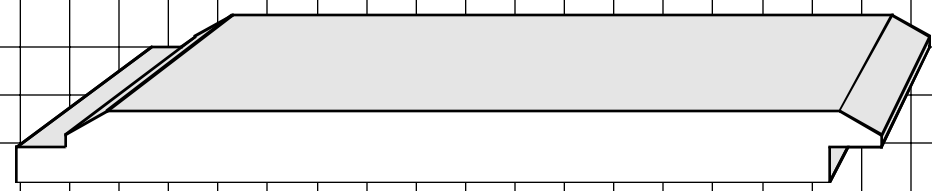
WM6001
3/8" X 3"




WM6002
3/8" X 3-1/2"



WM6003
3/8" X 4"



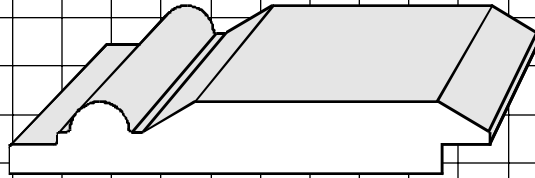
WM6004
3/8" X 4-1/2"



WM6005
3/8" X 5"

WAINSCOTTING

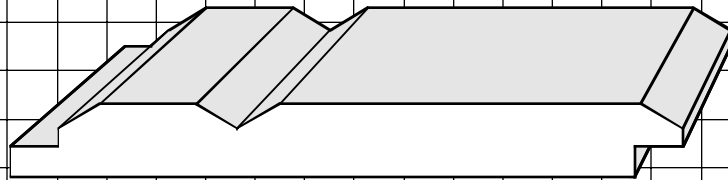
Rabbit knives are sold separately.




WM6006
3/8" X 2-1/2"




WM6007
3/8" X 3"




WM6008
3/8" X 3-1/2"



WM6009
3/8" X 4"



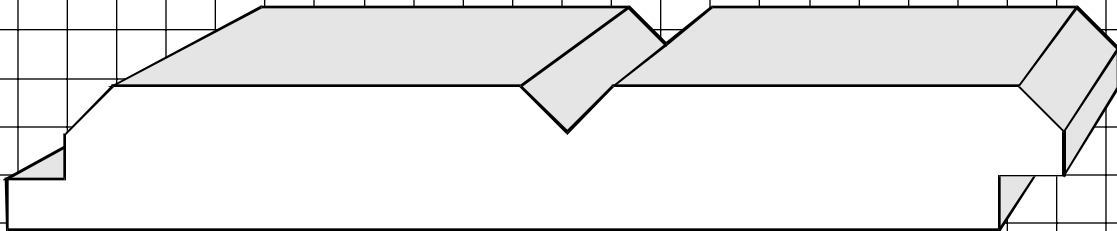
WM6010
3/8" X 4-1/2"



WM6011
3/8" X 5"

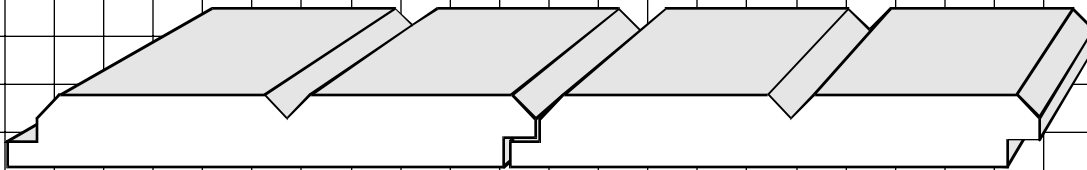
WOOD PLANK PANELING

Rabbit knives are sold separately.



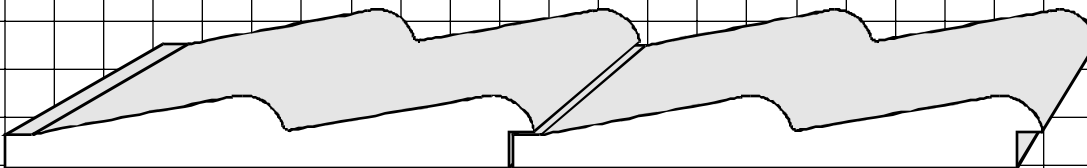
PS83

5-1/2" X 3/4"



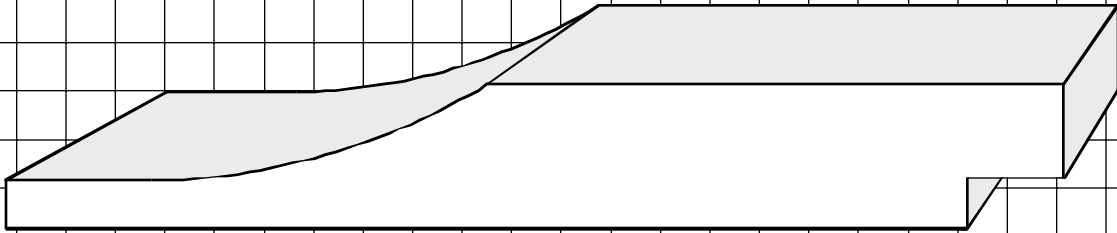
PS85

5-1/2" X 3/4"



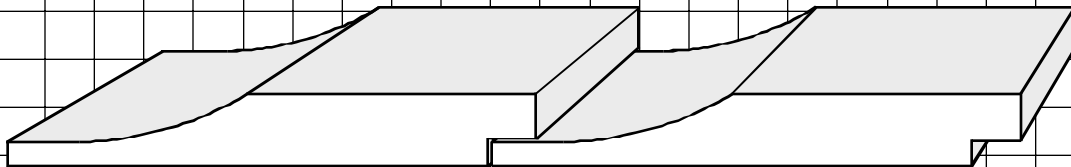
WOOD PLANK PANELING

Rabbit knives are sold separately.



PS86

5-1/2" X 3/4"



PS88

5-1/2" X 3/4"

